




**A COMPLETE PHONICS RESOURCE
TO SUPPORT CHILDREN**

Teach reading: change lives

Parent workshop: Phonics and early reading in Year 1, Phase 5




“

**A love of reading is the biggest indicator
of future academic success.**

OECD (The Organisation for Economic Co-operation and Development)

”

How many times have you already read today?



Phonics

Little Wandle Letters and Sounds Revised

Our school has chosen *Little Wandle Letters and Sounds Revised* as our systematic, synthetic phonics (SSP) programme to teach early reading and spelling.



“

Phonics is:
making connections between the sounds
of our spoken words and the letters that
are used to write them down.

”

Terminology



Phoneme

Grapheme

Digraph

Trigraph

Blend

Segment

Adjacent consonant

Split digraph

The progression



Little Wandle Letters and Sounds Revised 2021: Programme progression

Reception and Year 1 overviews

This programme overview shows the progression of GPCs and tricky words that we teach term-by-term. The progression has been organised so that children are taught from the simple to more complex GPCs, as well as taking into account the frequency of their occurrence in the most commonly encountered words. All the graphemes taught are practised in words, sentences, and later on, in fully decodable books. Children review and revise GPCs and words, daily, weekly and across terms and years, in order to move this knowledge into their long term memory.

Children need to learn to read as quickly as reasonably possible, so they can move from learning to read, to reading to learn, giving them access to the treasure house of reading. Our expectations of progression are aspirational yet achievable if schools maintain pace, practice and participation by all children. Children who are not keeping-up with their peers should be given additional practice immediately through keep-up sessions.

Reception

Autumn 1 Phase 2 graphemes	New tricky words
s a t p i n m d g o c k c k e u r h b f l	is I the

Autumn 2 Phase 2 graphemes	New tricky words
ff ll ss j v w x y z zz qu ch sh th ng nk <ul style="list-style-type: none"> words with -s /s/ added at the end (hats sits) words ending -s /z/ (his) and with -s /z/ added at the end (bags) 	put* pull* full* as and has his her go no to into she push* he of we me be

*The tricky words 'put', 'pull', 'full' and 'push' may not be tricky in some regional pronunciations; in which case, they should not be treated as such.

Spring 1 Phase 3 graphemes	New tricky words
ai ee igh oa oo oo ar or ur ow oi ear air er <ul style="list-style-type: none"> words with double letters longer words 	was you they my by all are sure pure

Spring 2 Phase 3 graphemes	No new tricky words
Review Phase 3 <ul style="list-style-type: none"> longer words, including those with double letters words with -s /z/ in the middle words with -es /z/ at the end words with -s /s/ and /z/ at the end 	Review all taught so far

Summer 1 Phase 4	New tricky words
Short vowels with adjacent consonants <ul style="list-style-type: none"> CVCC CCVC CCVCC CCCVC CCCVCC longer words and compound words words ending in suffixes: -ing, -ed /t/, -ed /id/ /ed/, -est 	said so have like some come love do were here little says there when what one out today

Year 1

Autumn 1	Review tricky words Phases 2–4
Review Phase 3 and 4 Phase 5 /ai/ ay play /ow/ ou cloud /oi/ oy toy /ea/ ea each	Phases 2–4: the put* pull* full* push* to into I no go of he she we me be was you they all are my by sure pure said have like so do some come love were there little one when out what says here today

*The tricky words 'put', 'pull', 'full' and 'push' may not be tricky in some regional pronunciations; in which case, they should not be treated as such.

Autumn 2 Phase 5 graphemes	New tricky words
/url/ ir bird /igh/ ie pie /oo/ /yoo/ ue blue rescue /yoo/ u unicorn /oa/ o go /igh/ i tiger /ai/ a paper /ee/ e he /ai/ a-e shake /igh/ i-e time /oa/ o-e home /oo/ /yoo/ u-e rude cute /ee/ e-e these /oo/ /yoo/ ew chew new /ee/ ie shield /or/ aw claw	their people oh your Mr Mrs Ms ask* could would should our house mouse water want

*The tricky word 'ask' may not be tricky in some regional pronunciations; in which case, it should not be treated as such.

Spring 1 Phase 5 graphemes	New tricky words
/ee/ y funny /e/ ea head /w/ wh wheel /oa/ oe ou toe shoulder /igh/ y fly /oa/ ow snow	any many again who whole where two school call different thought through friend work

Let's say the Phase 5 sounds



Grow the code grapheme mat Phase 2, 3 and 5

s ss c se ce st sc	t tt	p pp	n nn kn gn	m mm mb	d dd	g gg	c ck cc ch	r rr wr	h
b bb	f ff ph	l ll le al	j jg dge ge	v vv ve	w wh	x	y	z zz s se ze	qu
ch tch ture	sh ch ti ssi ci	th	ng	nk	a	e ea	i y	o a	u o-e ou

Grow the code grapheme mat Phase 2, 3 and 5

ai ay a a-e eigh aigh ey ea	ee ea e e-e ie y ey	igh ie i i-e y	oa o o-e ou oe ow	oo ue u-e ew ou ui	yoo ue u u-e ew	oo u* oul	ar a* al*
or aw au aur oor al a oar ore	ur er ir or	ow ou	oi oy	ear ere eer	air are ere ear	zh su si	

*depending on regional accent



How to say Phase 5 sounds

How to say the Phase 5 sounds

At Phase 5, children learn alternative graphemes for sounds introduced in Phases 2 and 3.

Sounds introduced in Phase 2

Grapheme and mnemonic	Pronunciation phrase	Phase 5 Graphemes
s	Show your teeth and let the s hiss out ssssss ssssss	c se ce st sc
n	Open your lips a bit; put your tongue behind your teeth and make the nnnnn sound nnnnn	kn gn
m	Put your lips together and make the mmmmm sound mmmmm	mb
c	Open your mouth into a little smile; make your tongue flat and move it up towards the top of your mouth to say ccc	ch
r	Show me your teeth to make a rrrr sound rrrr	wr
ph	Open your lips a little; put your teeth on your bottom lip and push the air out to make the sound ffff ffff	ph
le	Open your mouth a little; put your tongue up to the top of your mouth, behind your teeth, and press llll llll	le al

This term we are teaching Phase 5

In Phase 5 children learn:

- new graphemes for the sounds they already know
- that the same grapheme can have alternative pronunciations.

The 'Grow the code' lessons support children with reading and spelling these alternative spellings.



How we teach Phase 5

Reading words

Children will be able to:

- blend independently
- blend in their heads with increasing fluency and confidence.

They will also begin to distinguish between different phonemes/graphemes.



Tricky words



Tricky words:

- have unusual spellings e.g. all, people
- are taught in a systematic way.

Children are now learning to read Phase 5 tricky words.



Phase 5 tricky words

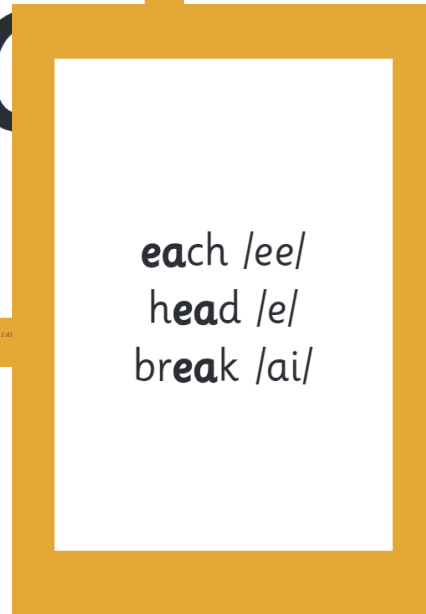



Autumn 2 Phase 5 graphemes	New tricky words
/ur/ ir bird /igh/ ie pie /oo/ /yoo/ ue blue rescue /yoo/ u unicorn /oa/ o go /igh/ i tiger /ai/ a paper /ee/ e he /ai/ a-e shake /igh/ i-e time /oa/ o-e home /oo/ /yoo/ u-e rude cute /ee/ e-e these /oo/ /yoo/ ew chew new /ee/ ie shield /or/ aw claw	their people oh your Mr Mrs Ms ask* could would should our house mouse water want

*The tricky word 'ask' may not be tricky in some regional pronunciations; in which case, it should not be treated as such.

Spring 1 Phase 5 graphemes	New tricky words
/ee/ y funny /e/ ea head /w/ wh wheel /oa/ oe ou toe shoulder /igh/ y fly /oa/ ow snow /j/ g giant /f/ ph phone /l/ le al apple metal /s/ c ice /v/ ve give /u/ o-e o ou some mother young /z/ se cheese /s/ se ce mouse fence /ee/ ey donkey /oo/ ui ou fruit soup	any many again who whole where two school call different thought through friend work

How we make learning stick





Reading and spelling

Spelling



- This term, your child will be taught how to spell words every day using the graphemes they have been taught so far.
- They will practise writing a dictated sentence.
- Handwriting is referred to but is taught at other times of the day.



Spelling





- Say the word.
- Segment the sounds.
- Count the sounds.
- Write them down.



How do we teach reading in books?

Reading practice sessions are:

- timetabled three times a week
- taught by a trained teacher/teaching assistant
- taught in small groups.



We use assessment to match your child the right level of book



Little Wandle Letters and Sounds Revised Reception Child assessment

Autumn 1

m	a	p	c	o
s	g	k	u	h
i	t	n	r	f
d	ck	e	b	l

sat man hug red peck



Reading a book at the right level

This means that your child should:

- know all the sounds and tricky words in their phonics book well
- read many of the words by silent blending (in their head) – their reading will be automatic
- only need to stop and sound out about 5% of the words by the time they bring the book home – but they should be able to do this on their own.





Reading at home

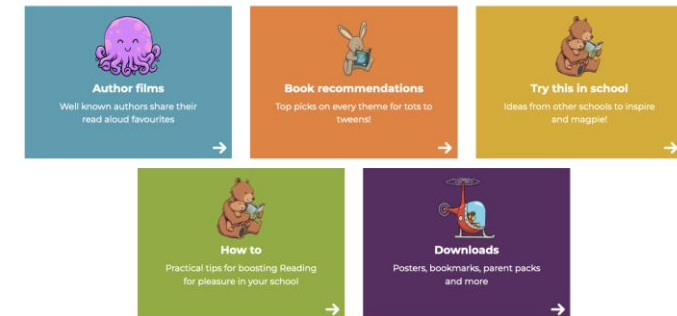
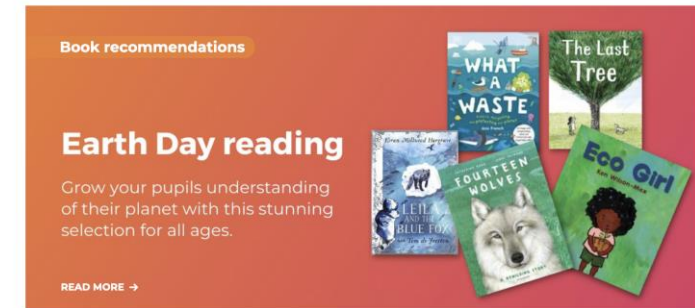
The most important thing you can do is read with your child





Reading a book and chatting had a positive impact a year later on children's ability to...

- understand words and sentences
- use a wide range of vocabulary
- develop listening comprehension skills.

The amount of books children were exposed to by age 6 was a positive predictor of their reading ability two years later.



Books going home



Listening to your child read their phonics book

- Your child should be able to read their book without your help.
- If they can't read a word, read it to them.
- Talk about the book and celebrate their success.



Read to your child



The shared book is for **YOU** to read:

- Make the story sound as exciting as you can by changing your voice.
- Talk with your child as much as you can:
 - Introduce new and exciting language.
 - Encourage your child to use new vocabulary.
 - Make up sentences together.
 - Find different words to use.
 - Describe things you see.



Supporting your child with phonics



Videos



**Phase 2 sounds taught in
Reception Autumn 1**



**Phase 2 sounds taught in
Reception Autumn 2**



**Phase 3 sounds taught in
Reception Spring 1**



How to say Phase 5 sounds

“

**One of the greatest gifts adults can
give is to read to children**

Carl Sagan

”

Phonics Screening June 2023

We will be having a workshop with more information about what this involves and what you can do to help your child.

17th January 2024
2pm and 5:30pm

Workshop	Led By	Date/Time
Reception Phonics	A. Cheetham	13/09/23 2pm & 5:30pm
Times Tables Year 4	Year 4 Staff	19/09/23 2pm & 5:30pm
<u>Standon Bowers</u> Year 4	Year 4 Staff	27/09/23 3:30pm & 6pm
<u>Little Wandle</u> Year 1	Year 1 Staff	02/10/23 2pm & 5:30pm
Maths at Kingsfield Year 1-4	Mrs K. Ashby	17/10/23 2pm & 5:30pm
Reading Workshop EYFS & KS1	Mrs A. Cheetham	18/10/23 2pm & 5:30pm
Phonics Nursery	Mrs R. Tomlinson	24/10/23 2pm & 5:30pm
Writing Workshop Years 1-4	Mrs C. Nesbitt	14/11/23 2pm & 5:30pm
Writing Workshop Reception	Mrs A. Cheetham	10/01/24 2pm & 5:30pm
Phonics Screening Year 1	Year 1 Staff	17/01/24 2pm & 5:30pm
Spelling Workshop Years 1-4	Mrs <u>C. Nesbitt</u>	23/01/24 2pm & 5:30pm
<u>Standon Bowers</u> Celebration – Year 4	Year 4 Staff	14/03/24 6pm