

Year 1

Phonics Screening Check





What is Phonics?

- The children receive a 40 minute Little Wandle phonics session each day.
- These sessions are repetitive and build upon prior knowledge.
- Children are taught to read by breaking down words to find the diagraph or to use the chunking method.
- There are around 40 different sounds.





What is Phonics?

Digraph- 2 letters making one sound **cow** the children should say this as c-ow and not c-o-w


Trigraphs- 3 letters making one sound **night** the children should say this as n-igh-t and not n-i-g-h-t which does not sound like night.

Split digraphs- 2 vowels with a consonant in between. Use to be known as the magic e. **spine**, **home**, **cube**.

Grow the code grapheme mat Phase 2, 3 and 5

 s ss c se ce st sc	 t tt	 p pp	 n nn kn gn	 m mm mb	 d dd	 g gg	 c k ck cc ch	 r rr wr	 h
 b bb	 f ff ph	 l ll le al	 j g dge ge	 v vv ve	 w wh	 x	 y	 z zz s se ze	 qu
 ch tch ture	 sh ch ti ssi si ci	 th	 ng	 nk	 a	 e ea	 i y	 o a	 u o-e ou

Grow the code grapheme mat Phase 2, 3 and 5

 ai ay a a-e eigh aigh ey ea	 ee ea e e-e ie y ey	 igh ie i i-e y	 oa o o-e ou oe ow	 oo ue u-e ew ou ui	yoo ue u u-e ew	 ou u* oul	 ar a* al*
 or aw au aur oor al a oar ore	 ur er ir or	 ow ou	 oi oy	 ear ere eer	 air are ere ear	zh su si	

*depending on regional accent



Why Year One?

- Every Year 1 child in the country will be taking the statutory phonics screening check in June.
- The check is very similar to tasks the children already complete during phonics lessons and it will be done with the class teacher.
- The focus of the check is to check that children are reading at age related expectations.
- The check will ensure children are ready for the year 2 SATs and identify any gaps.

What will the children do?

- The check will take around 10 minutes to complete
- They will be asked to 'sound out' a word and blend the sounds together. e.g. d-o-g - dog
- The children DO NOT need to be able to blend these words fluently.
- The check will consist of 40 words and non-words;
- Children will be told if the word is a real or 'alien' word, with a corresponding alien image.
- Show booklet children completed in Autumn term.
(2014)

Examples of words – Section One

in

at

beg

sum


ot



vap



osk



ect



Examples of words – Section Two

trap

snarl

milk

moist

quigh



herks



jorb



zale



How and When?



- The screening will take place throughout a given week in **June**. The children cannot retake the test at any other time so it is very important your child is in school during this month.
- Teachers will conduct all of the screening checks with the children. The children are familiar with this routine.
- The check has been designed so that children of all abilities will be able to take part.
- The children will complete the check one to one in a quiet area of the school.
- We are not permitted to indicate to the children at the time whether they have read the word correctly.

The Results

- The children will be scored against a national standard (*determined by DfE*) in the past this has been 32 but we will not know this information until after the test.
- We will inform you of the results during the summer term with their summer report.
- If your child's score falls below the national standard they will be supported and will complete the screening again in year 2.

How can you help?

Evidence me and Collins e – book each week.



🐾 Before reading 🐾

Practising phonics: Phase 4

- Read the book three times over three reading practice sessions.
- Focus on a different aspect of reading each time: decoding, prosody and comprehension.
- Download the word cards to accompany this book at: collins.co.uk/BigCatLittleWandleL&Srevised

Revisit and review: Pre-read

- Before reading the book, ask the children to read the words and tricky words. Encourage them to read the words fluently.

Reading at home

This book has been chosen for your child to read at home. They should be able to read it without your help. Listen to your child read. Celebrate their success and talk about the book together. If they can't read a word, read it to them. You can find out more about how to support your child to learn to read at www.littlewandlelettersandsounds.org.uk

Read the words

stuff stamp flip
hunts

Read the tricky words

the she my
here you some
of have I to
no

Vocabulary

Ask the children to read these words. Check understanding.

cram stash trip

Practise and apply: Read the book

How can you help?

Name

Please practise these sounds below. Some are sounds taught this week, some are sounds we need some help remembering. Please model them as a 'pure' sound. If you want to see an example, have a look at set 1 sounds video on our website or ask a member of staff! 🗣️

ur			or
er			
churn		better	
horn		burn	
think		bang	

When I know the sound and word, my teacher will put a sticker in the box.
When I get all 10 stickers, I can choose something from the prize box.

How can you help?

Home Learning Sheet – School Website.

Please support your child to practise and reinforce the phonemes and graphemes we are learning in school. More information and support can be found on the Little Wandle website - <https://www.littlewandlelettersandsounds.org.uk/resources/for-parents/>

Phonemes we will be focusing on this week in school -

ai	ee	igh	oa
oo	ar	or	ur
oo	ow	oi	ear

We will be reading and writing words. *Can you see this week's focus phonemes?*

tail	feel	right	road
food	bar	born	surf
down	join	near	soap

We will be reading and writing sentences. *Can you spot any tricky words? Can you see this week's focus phonemes? Can you read these sentences fluently?*

The toads feel so cool.

The boot on my right foot is too hard.

I can see foxes in the car lights.

We can go down to the town on the bus.

Phonics Websites

www.bbc.co.uk/schools/wordsandpictures/phonics/

mix of very good interactive games and worksheets covering most phonic phases. Recommend Sandcastle quiz for phase 3 and 5.

www.ictgames.com/literacy.html

a great selection of games that link well with games in Letters and Sounds.

www.phonicsplay.co.uk

a selection of interactive games for all phonic phases – Free resources section.

www.free-phonics-worksheets.com

worksheets for-

- long vowel sounds,
- Phase 3 and 5 sounds.

www.firstschoolyears.com

a good selection of resources including worksheets and some interactive games. Covers-

- Phase 3 and 5 sounds
- Phase 6 work such as prefixes and suffixes, plurals and tense worksheets.
- extensive list of long vowel worksheets and games such as hangman.

www.sparklebox.co.uk

www.twinkl.co.uk

Has a Letters and Sounds section that covers all the phonic phases and the tricky words.

Please also see the Phonics section of your class page.

QUESTIONS

