



Y2 Art Medium term plan

	Autumn 1		Spring 1		Summer 1	
Topic	London's Burning!		To infinity and beyond!		Let's go on holiday!	
Techniques	<i>Drawing</i>	<i>Printing</i>	<i>Drawing</i>	<i>Painting</i>	<i>Collage</i>	<i>Sculpture</i>
Significant Person	Jan Griffier 'great fire of London'			Peter Max (Perspective) Peter Thorpe		Andy Goldsworthy
Vocabulary	observe, imagination, memory, line, thick, thin, shape, 2D, flat, pattern, texture, gradient, shade, mark, artist, technique, skill, design, medium, choice, preference, like, dislike	Print, pattern, repeat, multiple, image, mono, experiment, stamp, roll, create, explore, design purpose, spotted, striped, simple, sponge, crumpled paper, press, rub, share, review, reflect, evaluate. artist, technique, skill, design, medium, choice, preference, like, dislike	observe, imagination, memory, line, thick, thin, shape, 2D, flat, pattern, texture, gradient, shade, mark, curved, line, diagonal, vertical, horizontal, artist, technique, skill, design, medium, choice, preference, like, dislike	Paint, Colour, primary, secondary, bright, warm, cool, shade, explore, add, brush, thickness, purpose, texture, line artist, technique, skill, design, medium, choice, preference, like, dislike	experiment, materials, texture, overlap, shapes, texture, tactile, rough, smooth, bumpy, soft, hard, prickly, furry, flat, shiny, hairy, share, review, reflect, evaluate. artist, technique, skill, design, medium, choice, preference, like, dislike	Shape, mould, explore, experiment, research, plan, tool, clay, share, review, reflect, evaluate. artist, technique, skill, design, medium, choice, preference, like, dislike
I will know....	<u>Drawing</u> I can use graded	<u>Printing</u> I understand that the purpose of	<u>Drawing</u> I can use graded pencils	<u>Painting</u> I can name different types of paint.	<u>Collage</u> I can sort and group materials for different	<u>Sculpture</u> I can manipulate malleable materials in a

<p>pencils to explore shade on a gradient.</p> <p>I can select a pencil based on its label (2B, 6B etc.) for a purpose.</p> <p>I can experiment with creating a range of textures using a variety of different marks/lines/rubber</p> <p>I can create both large and small-scale observational drawings of natural or man-made objects.</p> <p><u>Using a range of materials</u> I can investigate different methods of designing; including drawing and decide on methods, materials and processes.</p> <p><u>Ideas, experiences, imagination</u> I can observe different artists and begin to identify possible inspiration behind the artist's work.</p>	<p>printmaking is to create multiple images and patterns.</p> <p>I can explore and mimic print from the environment (e.g. wallpapers).</p> <p>I can make mono prints by spreading paint.</p> <p>I can experiment with a variety of objects to create a print, e.g. press, roll, rub, and stamp to make prints.</p> <p><u>Ideas, experiences, imagination</u> I am beginning to create art individually and collaboratively, sharing ideas for design, technique and use of materials.</p> <p>I can confidently use a range of shapes within my artwork to realistically represent objects.</p>	<p>to explore shade on a gradient.</p> <p>I can select a pencil based on its label (2B, 6B etc.) for a purpose.</p> <p>I can experiment with creating a range of textures using a variety of different marks/lines/rubber</p> <p>I can create both large and small-scale observational drawings of natural or man-made objects.</p> <p><u>Using a range of materials</u> I can investigate different methods of designing; including drawing and decide on methods, materials and processes.</p> <p>I can use a range of <u>mediums</u> to design artwork and decide on a preference.</p> <p><u>Ideas, experiences, imagination</u> I can confidently use a range of shapes within my artwork to realistically represent</p>	<p>I can add different materials to paint to produce different textural effects e.g. water, sand, glitter, sawdust, plaster, glue etc.</p> <p>I can use white and black paint to create tones of colours (tint and shade). I can use a wider range of brushes with a purpose: different sizes, different types. I can use colours with a purpose to create realistic paintings.</p> <p><u>Using a range of materials</u> I can choose from a range of artistic processes and techniques and justify my choices.</p> <p><u>Ideas, experiences, imagination</u> I can observe different artists and begin to identify possible inspiration behind the artist's work.</p> <p>I am beginning to create art individually and collaboratively, sharing ideas for design, technique and use of</p>	<p>purposes in different ways/shapes, i.e. texture, colour, triangles etc.</p> <p>I can experiment with a range of media (paper, magazines, fabric, photocopies, crepe paper) to create different effects.</p> <p>I am beginning to experiment with texture by folding, crumpling, tearing and overlapping materials.</p> <p><u>Using a range of materials</u> I can investigate different methods of designing; including drawing and decide on methods, materials and processes.</p> <p>I can use a range of mediums to design artwork and decide on a preference.</p> <p><u>Ideas, experiences, imagination</u> I am beginning to create art individually and collaboratively, sharing ideas for design, technique and use of</p>	<p>variety of ways to achieve a desired effect. I can manipulate and model materials accurately to represent my idea.</p> <p>I can use a variety of different tools to create different textures and shapes.</p> <p>I can create a 3D sculpture using clay.</p> <p><u>Using a range of materials</u> I can choose from a range of artistic processes and techniques and justify my choices.</p> <p><u>Ideas, experiences, imagination</u> I can observe different artists and begin to identify possible inspiration behind the artist's work.</p> <p>I am beginning to create art individually and collaboratively, sharing ideas for design, technique and use of materials.</p> <p><u>Range of Artists</u> I can discuss and</p>
---	---	---	---	--	--

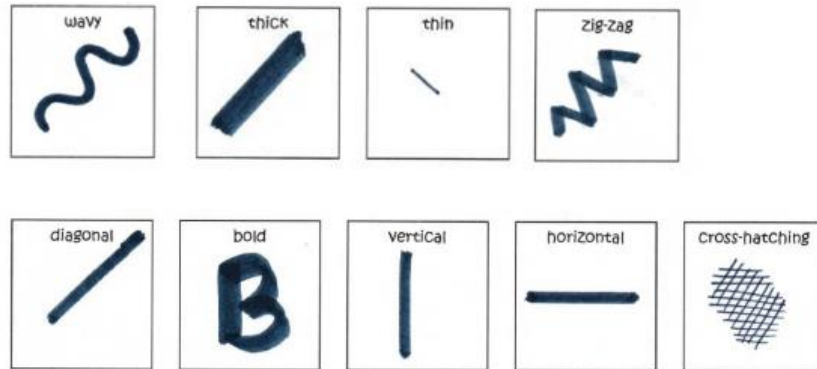
	<p>I am beginning to create art individually and collaboratively, sharing ideas for design, technique and use of materials.</p> <p>I can confidently use a range of shapes within my artwork to realistically represent objects.</p> <p>I can draw from imagination, observation and memory to design things, record observations, tell stories and express thought and feelings to others.</p> <p><u>Range of Artists</u></p> <p>I can discuss and describe the work of notable artists, artisans and designers and begin to recognise different techniques within their work including drawing, collage, painting, use of ICT etc.</p> <p>I can use some of the</p>		<p>objects.</p>	<p>materials.</p> <p>I can confidently use a range of shapes within my artwork to realistically represent objects.</p> <p><u>Range of Artists</u></p> <p>I can discuss and describe the work of notable artists, artisans and designers and begin to recognise different techniques within their work including drawing, collage, painting, use of ICT etc.</p> <p>I can use some of the studied artists to create art in the style of their works, copying techniques to reproduce the art work.</p> <p>I can recognise artistic techniques and use a wider range of artistic terminology to describe an artist's work</p>	<p>materials.</p> <p>I can confidently use a range of shapes within my artwork to realistically represent objects.</p>	<p>describe the work of notable artists, artisans and designers and begin to recognise different techniques within their work including drawing, collage, painting, use of ICT etc.</p> <p>I can use some of the studied artists to create art in the style of their works, copying techniques to reproduce the art work.</p> <p>I can recognise artistic techniques and use a wider range of artistic terminology to describe an artist's work</p>
--	--	--	-----------------	--	--	---

	<p>studied artists to create art in the style of their works, copying techniques to reproduce the art work.</p> <p>I can recognise artistic techniques and use a wider range of artistic terminology to describe an artist's work</p>					
--	---	--	--	--	--	--

Skill vocabulary:

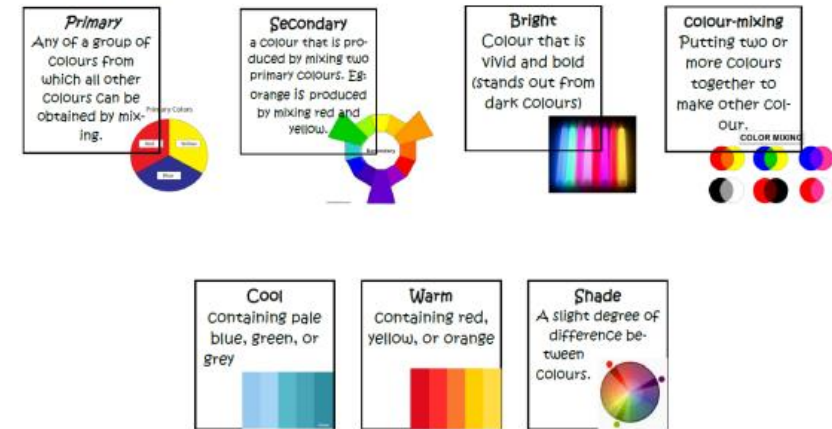
Line

Definition – A line is the path left by a moving point e.g. a pencil or a brush dipped in paint. A line can take many forms e.g. horizontal, diagonal or curved. A line can be used to show feelings and expressions.



Colour


Definition – Colour is the element of Art that is produced when light is reflected by to the eye after hitting an object.



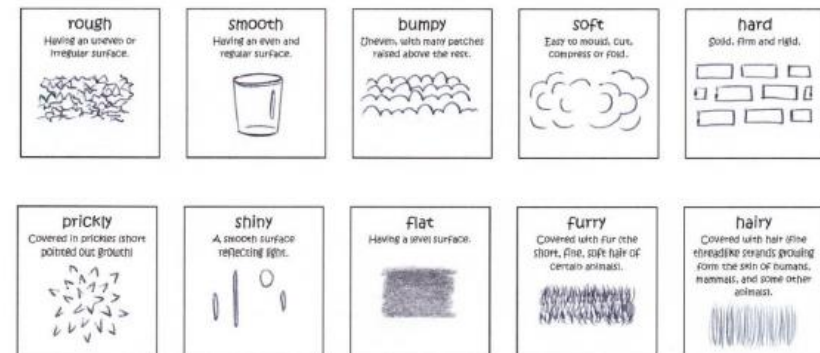
Texture

Definition – The way something looks and feels. This can be split into actual texture (what can be felt) and visual texture (what can be seen).

Tactile Texture:

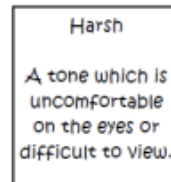



Visual texture:





Tone

Definition – Tone means the lightness or darkness of something. This could be how light or dark something appears. Tones are created by the way light falls on a 3D object.



Pattern

Definition – A pattern is a design that is created by repeating lines, shapes, tones or colours. Patterns can be manmade or natural.



Shape and Form

Definition – A shape is an area enclosed by a line. It could be just an outline or it could be shaded in. Form is a three dimensional shape. Sculpture is about creating forms.

2D shapes
Having only two dimensions, such as width and height but no thickness. Squares, Circles, Triangles, etc are two-dimensional objects.

3D shapes
A 3D shape has three dimensions. It is any shape or object that takes up air space. Sphere, Cube, Cylinder, Pyramid, Cone.

Flat
A flat shape is a shape with only 2 dimensions (2D).

Curved
A curved line can be geometric, like the arc of a perfect circle.