

Please find today's learning tasks below.

The table below explains the tasks and you will find the resources underneath. Your child will know which challenge they usually access in each subject and which task will be appropriate for them.

Unless otherwise specified, please complete the tasks in either your Home Learning book or on a word document.

Year group: 4		Date: 2/7/20	
	Challenge 1	Challenge 2	Challenge 3
English	Right detectives! We've got a serious case for you... Can you solve the clues to find out who swapped the signs!? Extra Dojo points will be awarded to the first 5 who crack the code		
Maths	Complete the mastery problems below involving telling the time to the nearest 5 minutes.	Complete the mastery problems below involving converting between analogue and digital time on the 12 hour clock.	Complete the mastery problems below involving converting between analogue and digital time on the 24 hour clock.
Reading	Complete the reading comprehension below for your challenge about social distancing.		
Topic	Art Use the step by step instructions and template to draw your very own family portrait		

English –All challenges

The Riddle of the Swapped Signs

Two hours into the race, runners in the marathon were sure they were almost at the finish line. However, after turning the final corner, they suddenly fell into a heap. Somebody must have swapped all of the signs along the route and directed the runners into a muddy ditch! As the Detective Chief Inspector on the case, it is your job to find out who caused carnage at the marathon by swapping the signs. You have taken down the names and descriptions of 25 people who started the race but didn't pass the finish line. There are also five important clues that have been discovered along the route.

To crack the case, you will need to solve each clue and check the information with the list of names. Will you be able to catch the sign swapper and stop them before they confuse any more runners?

Good luck!



Competitor Descriptions

Name	Age	Hair Colour	Shoe Size	Colour of Shirt
Abby Shelton	20	brown	5	orange
Abdullah Lang	33	blonde	8	yellow
Alia Perez	43	ginger	6	purple
Allan James	52	blonde	10	orange
Amelia Knapp	39	black	3	yellow
Ariel Soto	26	brown	7	purple
Christopher Boyle	28	brown	8	purple
Eli Barnes	50	black	9	orange
Eliza Mason	45	brown	7	yellow
Enzo Brown	36	blonde	12	yellow
Gary Hurst	28	black	8	purple
Isla Bruce	20	ginger	6	purple
Jasmin Rivers	55	black	6	orange
Jonathan Shepherd	41	black	9	yellow
Jordan Nolan	32	brown	8	purple
Joseph Thomas	52	blonde	10	orange
Karly Sloan	43	blonde	4	yellow
Kaylie Howard	29	brown	8	purple
Macie Perkins	21	ginger	5	orange
Maggie Hester	40	blonde	6	purple
Marcus Cruz	28	black	11	orange
Nancy Whitfield	24	blonde	8	purple
Quinn McNell	30	ginger	10	orange
Soren Johnston	58	blonde	6	orange
Zain Bradley	21	brown	8	yellow

Clue 1

Retracing Their Footsteps

Whilst collecting statements from witnesses, you spot distinct muddy footprints running away from the route. Re-read the witness statements you have taken. If the witness has used an apostrophe to correctly show plural possession, give the sentence a tick. If they have not shown plural possession by using the apostrophe correctly, put a cross. The number of ticks will reveal the sign swapper's shoe size.



Statements from Witnesses	✓ or X
That swapper could have ruined my childrens' day.	
My babies' bedtime was three hours ago – I need to get home!	
They shouldn't be allowed to ruin people's fun like this.	
I was stuck in a muddy ditch full of leaf's.	
Do you know the signs' real locations?	
Our trousers' stains will never come out.	
My mum really wanted to win the women's race but now she can't.	
I saw three mices' nibbling my trainers.	
The clock's hands are still ticking and I haven't crossed the finish line yet.	
Is there a parents' area where I can wait for my son?	
My husband really appreciated the policemen's help.	
The newspapers' articles should be funny tomorrow.	

There were _____ ticks so the sign swapper must wear size _____ shoes.

Clue 2

Hedging Your Bets

As you follow the footprints, they lead you to a hedge. Stuck in the hedge is a piece of material which has ripped from the sign swapper's shirt. Solve the clues below, making sure to spell the answer correctly. Then, following the instructions given, find the correct letter from each word. Once you have solved all of the clues, rearrange the letters to discover the colour of the material you have found.



<p>We tried to catch them but they managed to escape.</p> <p>In this sentence, the word 'but' is used as a...</p>	<hr/>	The 5 th letter of the answer is...	<input type="text"/>
<p>"Stop right there!" yelled the police officer.</p> <p>This sentence is a well-punctuated example of direct...</p>	<hr/>	The 4 th letter of the answer is...	<input type="text"/>
<p>Later that day, they spotted the culprit.</p> <p>In this sentence, 'later that day' is an example of a fronted...</p>	<hr/>	The 9 th letter of the answer is...	<input type="text"/>
<p>We found the culprit behind the hedge.</p> <p>In this sentence, the word 'behind' is an example of a...</p>	<hr/>	The 2 nd letter of the answer is...	<input type="text"/>
<p>anti-, super- and un- are all examples of...</p>	<hr/>	The 1 st letter of the answer is...	<input type="text"/>
<p>Commas, apostrophes and inverted commas are all types of...</p>	<hr/>	The 1 st letter of the answer is...	<input type="text"/>

When I rearrange the letters I have found, they spell the colour _____ so the sign swapper must have worn a _____ shirt.

Clue 3

A Cut above the Rest

You have received a phone call from the scientists who have examined the piece of material you found in the hedge. They have found a hair stuck to the material which belongs to the culprit. Draw a line to match the word to the correct prefix which will give it the opposite meaning. The prefix with the most matching words will show the colour of the sign swapper's hair.

patient

regular

legal

possible

correct

legible

mature

relevant

active



blonde



brown



ginger



black

The prefix with the most matching words is _____ so the sign swapper must have _____ hair.

Clue 4

Over the Hill

Whilst examining one of the signs moved by the culprit, you spot a scrap of paper stuck underneath. It's part of an entry form for the race and it is filled in but there are so many spelling mistakes! Circle the words which have been spelt incorrectly and write them correctly in the box at the bottom of the page. Then, using the table to help you, work out the age of the sign swapper based on the number of spelling errors.

I beleive that I will win
the race because I do
verious forms of excercise
regularly. I run to work
every day and ride my
bycicle each evening. I
will arive erlay on the
day of the race and show
strenth under preshure
from the very first minit.

Number of Errors	Age of the Sign Swapper
1-4	Teens
5-10	20s
11-14	30s
15-20	40s
20 or more	50s

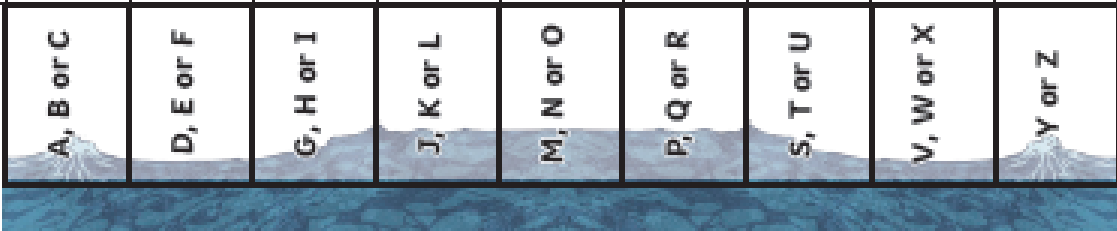
Correct Spellings

There were _____ spelling errors so the sign swapper
must be in their _____.

Clue 5

An Initial Idea

You had almost given up hope when the final piece of evidence blew right past your feet – a ripped piece of the culprit's name tag. You chase it down the street, trying to make out the first letter of their name. By following the path of correctly spelt words, you will catch a glimpse of the sign swapper's initial before the name tag blows into the river.

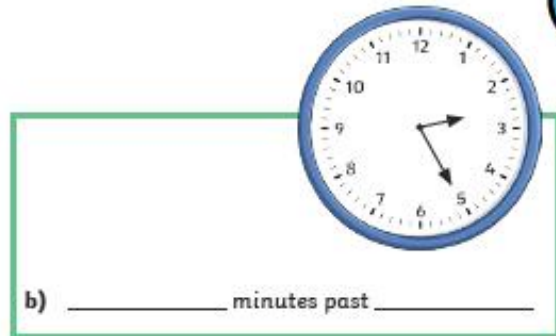
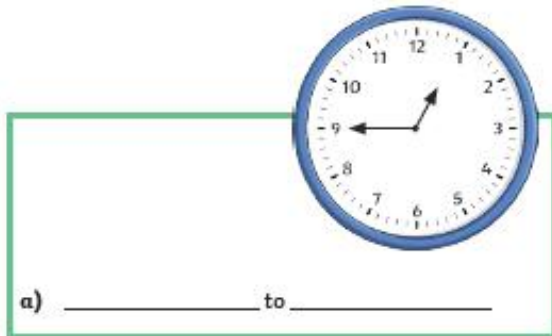
Start									
guide	fruit	weit	arrighv	bild	borl	boll	mein	ecsept	exsept
froot	group	gard	lerne	erly	arive	bery	breik	efect	afect
groop	guard	weight	special	learn	early	wethur	peac	plaine	pease
gaurd	weiht	specail	lurn	erlee	arrive	heale	meddal	pees	peesas
ansur	speshul	erlay	breeth	biuld	build	sircle	knott	maet	haer
regulre	centur	diside	breath	decide	circle	sircul	heyul	grone	heyer
answur	sentur	sentre	centre	breff	deside	adres	maine	afect	affekt
reign	answer	natural	address	adress	addres	fameus	siene	actyule	berrie
regular	rayn	anser	nachural	cort	cauht	ackual	rayn	enuff	enoffe
length	surprise	bery	exsept	mein	gide	scean	scine	regular	wrein
									

The first letter of the sign swapper's name must be _____.



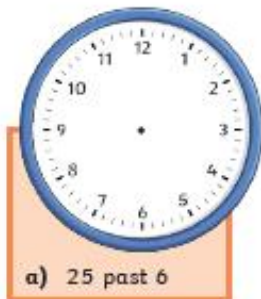
The marathon sign swapper was _____.

Maths – Challenge 1

1) Write the time shown on each clock.



2) Draw hands to show the times given.



1) Match the time to the correct clock face. Which time is left over?

5 minutes past 6

20 minutes to 4

20 minutes past 3

20 minutes past 1



Maths – Challenge 1 (continued)

3) Year 3 are discussing the time shown on the analogue clock.



Phoebe

The hour hand isn't on 5 so it must be ten minutes to 4.



Matthew

The clock shows ten minutes to five.

Which of the children do you agree with? Explain your answer fully.

aths – Challenge 2

- 1) Tick every answer which correctly matches the time shown on each analogue clock.



a.m.

6:15 p.m.



p.m.

8:30 a.m.



a.m.

11:10 a.m.

ten past 11

quarter to 6

10 minutes to 11

half past 8

15 minutes past 6

- 2) a) Anna kept a record of what she did on one morning of her holiday. Complete the timetable by giving the correct 12-hour digital times.

Activity	Analogue Time	12-Hour Digital Time	Activity	Analogue Time	12-Hour Digital Time
breakfast	 a.m.		windsurfing lesson	 a.m.	
catch bus to the beach	 a.m.		lunch	 p.m.	

- b) Anna's bus journey to the beach takes a quarter of an hour. What time does she reach the beach?

- 3) Use 12-hour digital time to rewrite these times in order from earliest to latest.



p.m.

8:35 p.m.



a.m.

9:45 a.m.



p.m.

earliest

:

:

:

:

:

latest

Maths – Challenge 2 (continued)



- 1) Each of the statements about this clock are wrong. Explain the mistake each person has made.



Becky

It is eleven-fifteen o'clock.



Charlotte

The time is 3:56 a.m.



George

It is quarter to 11.



a.m.

- 2) This clock is running 8 minutes slow.

Sana: "I think the correct time is 7:03 p.m."

Noah: "I think the correct time is actually 6:47 p.m."

Which child do you agree with and why?



p.m.

Maths – Challenge 3



1) Tick the correct 24-hour time shown by each analogue clock.

a)



p.m.

03:45

15:45

16:45

b)



a.m.

24:30

12:30

00:30

2) Convert these times to 24-hour digital time and write the times in order from earliest to latest.



p.m.



a.m.



p.m.



p.m.

Time

Order

3) a) Complete the timetable for Ben's day by giving the correct 24-hour digit time or by drawing in the hands on the analogue clock faces.

Activity	Analogue Time	24-Hour Digital Time
breakfast	 a.m.	
school starts		8:45
lunch starts	 p.m.	



Give your answers in 24-hour digital time:

b) Ben has an art lesson 1 hour after lunch starts. What time does his art lesson start?

c) He eats a snack 1 hour after school starts. What time does he eat his snack?

Maths – Challenge 3 (continued)



- 1) Amelia has converted these analogue clock times to 24-hour digital times. Explain any mistakes she has made.



03:30



24:10



- 2)



07:40



a.m.

I have ordered these times from earliest to latest.

13:25

00:05

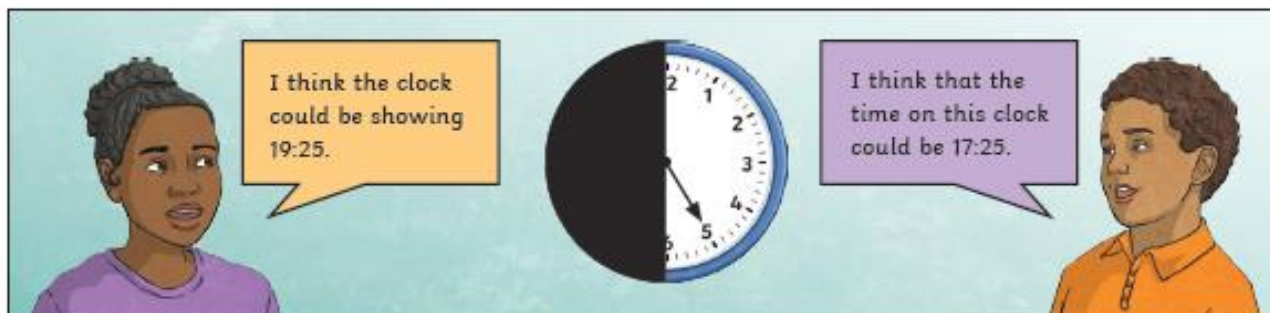


← Earliest

Latest →

Do you agree that Pasha has ordered the times correctly? Correct and explain any mistakes he may have made.

- 3) On this clock, the hour hand is hidden. Robert and Aliyah are thinking of times the clock could be showing. Explain which person you agree with and why.



Reading – Challenge 1

Understanding Social Distancing

Social distancing is something that is introduced by a government. It includes asking people to do things that can help to stop a virus from spreading quickly from person to person.

Social distancing might include:

- staying at home as much as possible;
- only meeting people outside and at a safe distance;
- avoiding going inside other people's homes.

What Might Social Distancing Look Like?

Social distancing might mean that some normal activities look a bit different. This is because social distancing often asks people to stay a safe distance away from others who don't live in the same home as them.

These stories are from children who are socially distancing.

Myra and Jagrati are sisters. They've noticed that a few things have changed at home. Usually, their house is busy with people but they've not had many visitors recently. As they've not been able to see their grandparents in person for a while, they have been chatting with them on video calls. Last week, they even put on a play that they had written themselves. Everyone found it really funny! Although they miss seeing their grandparents in person, they know that staying at a distance is helping to keep everyone safe.



Reading – Challenge 1 (continued)

Understanding Social Distancing

Jozef and Donal have recently gone back to school. At first, things felt strange but they soon got used to a new way of working. Outside, there are arrows and lines on the floor that help people to keep a safe distance apart. In their classroom, everyone has their own safe space to work in. They've also found that there are lots of fun games that they can play together while keeping a safe distance apart. Although their class is smaller than it used to be, they're happy that they can see each other every day.



How Long Does Social Distancing Last For?

It can be difficult to know how long social distancing will last for. This is because there are lots of things that a government has to think about before they can tell people to stop social distancing. It's important to remember that it won't last forever and that it's helping to keep people safe.

Reading – Challenge 1 Questions

Questions

1. Who do Myra and Jagrati speak to on video calls? Tick one.

- ☐ each other
- ☐ their grandparents
- ☐ their parents
- ☐ their teacher

2. Which of these is **not** an example of social distancing? Tick one.

- ☐ Staying at home as much as possible.
- ☐ Meeting people outside at a safe distance.
- ☐ Not going inside people's houses.
- ☐ Meeting lots of different people inside.

3. Who introduces social distancing? Tick one.

- ☐ the government
- ☐ teachers
- ☐ doctors
- ☐ nurses

4. Draw **three** lines and complete each sentence.

At first, things felt strange
when...

It can be difficult
to know...

Everyone found it really
funny when...

Myra and Jagrati put on
a play.

how long social
distancing will last for.

Jozef and Donal went
back to school.

5. Fill in the missing words.

Social distancing often asks people to stay a safe _____ away from others who
don't live in the same _____ as them.

6. Look at the first paragraph.

Find and copy one word which means the same as **passing**.

7. Explain how Jozef and Donal might have been feeling when they went back to school.

Reading – Challenge 2 & 3

Understanding Social Distancing

Social distancing is an idea that is introduced by a government. It includes asking people to do things that can help to slow the spread of a virus. Viruses are a type of germ and they can spread between people. Social distancing helps people to stay at a safe distance from one another so that the virus is less likely to spread.

When introducing social distancing measures, a government might ask people to:

- stay at home as much as possible;
- only meet people outside while keeping a safe distance apart;
- avoid going into other people's homes.

What Might Social Distancing Look like at Home?

If social distancing is happening, you might have fewer visitors to your home than normal. This is because social distancing often suggests that people who don't live together should stay apart as much as possible. If people do visit your home, they might only stay in the garden and not come inside.

Myra and Jagrati are sisters who are socially distancing. They've not been able to see their grandparents in person for a while so they have been doing lots of video calls with them. Last week, they even put on a play together for them to watch. Everyone found it really funny! Although they wish that they could give their grandparents a hug, they know that they're helping to keep everyone safe by staying at a distance.



What Might Social Distancing Look like at School?

At school, social distancing might mean that there are fewer people in your class with you. At breaktime and lunchtime, you could be asked to keep a safe distance from others and there might be a one-way system in place around the building.

Reading – Challenge 2 & 3 (continued)

Understanding Social Distancing

Jozef and Donal have recently returned to school. When they first went back, everything felt a little strange but they soon got used to a new way of working. Their classroom had changed so that everyone has their own space to learn in. They've also found lots of fun games that they can play at a safe distance from one another.



How Long Does Social Distancing Last For?

There are lots of things that a government has to think about before they can make changes to any social distancing guidelines. This means that it can be difficult to tell how long social distancing will last for. However, it's important to remember that it's put in place to keep people safe and is not meant to last forever.

Reading – Challenge 2 & 3 Questions

Questions

1. When Jozef and Donal first returned to school, how did everything feel? Tick one.

- ☐ normal
- ☐ ordinary
- ☐ strange
- ☐ confusing

2. What did Myra and Jagrati do last week? Tick one.

- ☐ Put on a play.
- ☐ Visited their grandparents.
- ☐ Played in the park.
- ☐ Visited their neighbours.

3. Draw **four** lines and complete each sentence.

Myra and Jagrati know
that...

Social distancing is an
idea that...

Jozef and Donal have
found that...

Social distancing often
suggests that...

is introduced by a government.

people who don't live together
should try and stay apart.

they are helping to keep
everyone safe.

there are lots of fun games that
can be played at a distance.

4. Look at the section **How Long Does Social Distancing Last For?**

Which word in this section means the same as **advice**? Tick one.

- ☐ government
- ☐ distancing
- ☐ changes
- ☐ guidelines

Reading – Challenge 2 & 3 Questions

5. Fill in the missing words.

_____ are a type of germ and they can _____ between people.

6. Why can it be difficult to know how long social distancing will last for?

7. Summarise what you have learnt about social distancing using 25 words or fewer.


8. What do you think might happen during Myra and Jagrati's next video call with their grandparents?

Topic – All challenges

Create a Family Portrait

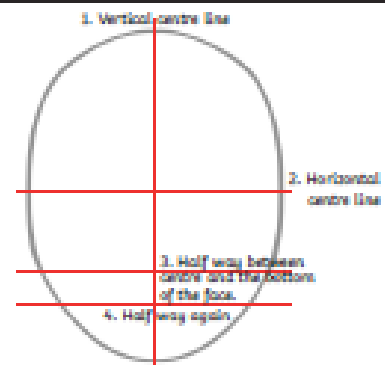
A portrait is a drawing of a person. It shows a person's face and sometimes part of their shoulders. Use these step-by-step instructions to draw portraits of people in your family. You could draw portraits of family members you can't see at the moment, to help you think about them.

1.



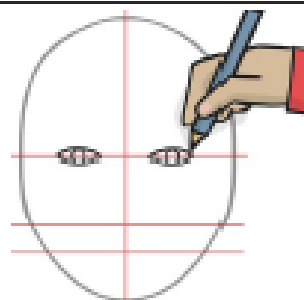
Draw an oval lightly with a pencil. There are ovals included in this pack in case you find it difficult to draw one.

2.



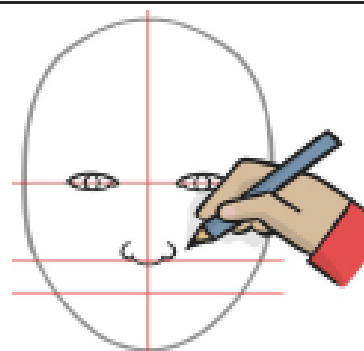
Using a ruler, draw the lines in the order shown. These lines will be rubbed out later so make sure you draw them lightly.

3.



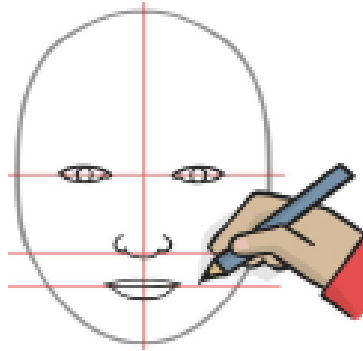
On the middle line, draw the eyes. Both eyes should be the same distance away from the line that goes down the face. The top part of each eye should be above the line; the bottom part should go below.

4.



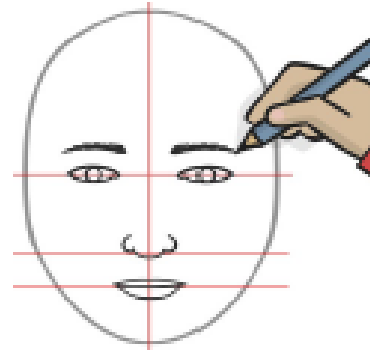
On the line going across below the eyes, draw the nose.

5.



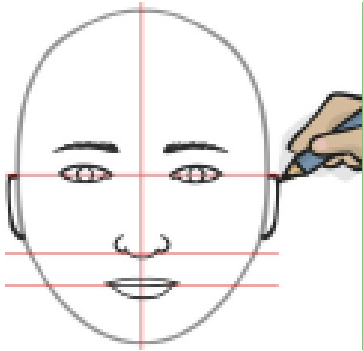
On the line underneath the nose, draw the lips. The top lip should be above the line; the bottom lip should go below.

6.



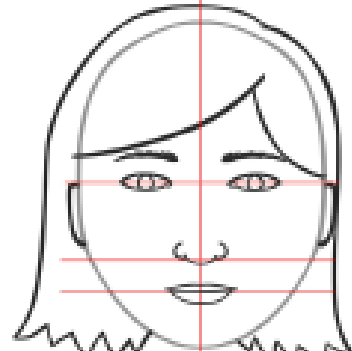
Draw the eyebrows slightly above the eyes.

7.



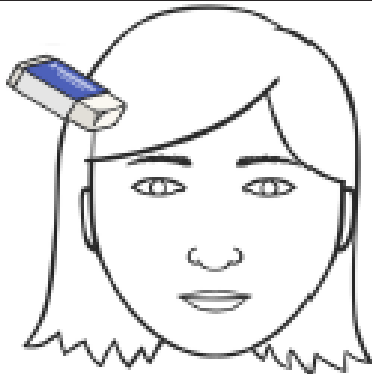
Draw the ears either side of the face. Start each ear on the eye line and finish each ear before the nose line.

8.




Draw the hair. The hair should start in the oval but go outside of it.

9.



Rub out the guide lines used for the eyes, nose and lips. Rub out any of the oval that is covered by hair.

10.



Colour in your portrait. You could use crayons, colouring pencils, felt-tip pens or paint.

