


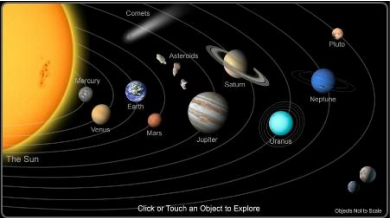


Please find today's learning tasks below.

The table below explains the tasks and you will find the resources underneath. Your child will know which challenge they usually access in each subject and which task will be appropriate for them. There is a sticker in the front of their Red Home Learning Books if they were able to get one in the last week. If they did not any exercise book or lined paper will be fine.

Year group: 1/2		Date: Thursday 21 st May			
	Challenge 1	Challenge 2	Challenge 3	Challenge 4	Challenge 5
<p>Today we are going to retell the story of Beegu as a storyboard / story map.</p> <div style="display: flex; justify-content: space-between;"> <div style="width: 20%;">  </div> <div style="width: 80%;"> <p>Share the story again by clicking on the link below: https://www.youtube.com/watch?v=OaX_zGZ00Y8</p> <p>Listen to the story and think about the sequence of events</p> <ul style="list-style-type: none"> • Where is he at the start? • Where is he taken to next? • Who does he meet at the playground? • What happens to him next? • What comes down from the sky? • How does the story end? </div> </div>					
English	Please see separate e-mail	<p>You can choose how you want to retell the story today - you could do any of the following:</p> <ol style="list-style-type: none"> 1. Retell the story in your own words in your book, thinking about the sequence. 2. Retell the story by drawing your own story map - drawing pictures and key words to prompt you to retell the story in the right sequence. 3. Use the story retell sheet below. 			

	<p>4. Use storyboard activity sheet below - retelling the story through pictures and writing.</p> <p>At the end of the session, you need to be able to retell your story to your adult / brothers & sisters from your book so make sure you have plenty of information so you don't miss anything out!</p>	
<p>Maths</p>	<p>Cut out or draw the shapes into the correct boxes. Can you describe each shape as you do so?</p>	<p>Write the letters or draw the shape into the correct boxes. Remember that vertices is a fancy word for 'corners'.</p>
<p>Reading</p>	<p>Watch Cake-O-Saurus https://www.youtube.com/watch?v=FZDTblrzww o What would you call your cake? Why?</p>	
<p>Phonics</p>	<p>Search on YouTube set 2 speed sounds - watch the Read Write Inc speed sound video from 9.30am or the one on from Wednesday.</p>  <p>Can your grown up make a list of the words she reads</p>	<p>Search on YouTube set 3 speed sounds - watch the Read Write Inc speed sound video from 9.30am or the one on from Wednesday.</p>  <p>Can your grown up make a list of the words she reads</p>
<p>Complete the activity through the link here: http://flash.topmarks.co.uk/5012 Spelling words interactively.</p>		

	<p>...afterwards they read them out and you can spell them!</p>		
<p>Other</p>	<p>Today we are going to do some Art.</p> <p>Watch https://www.youtube.com/watch?v=w36yxl_gwUOc This video has lots of information about the different planets!</p> <p>You are going to create a picture of the solar system. How many different forms of art can you use?</p> <p>For example you might use crayons for Earth, use paint to make a crumplet printing of the moon, a sponge printing of the sun, a tissue paper collage of Venus... the list of ideas is endless. Have fun with it, just remember to use the correct colours for each planet.</p> 		

Unless otherwise specified, please complete the tasks in either your homework book or on a word document.

twinkl

Beegu

Name _____

Date _____

What is the setting?

Who is the main character?

What happens first?

What happens next?

What happens last?















Maths - Challenge 1/2/3

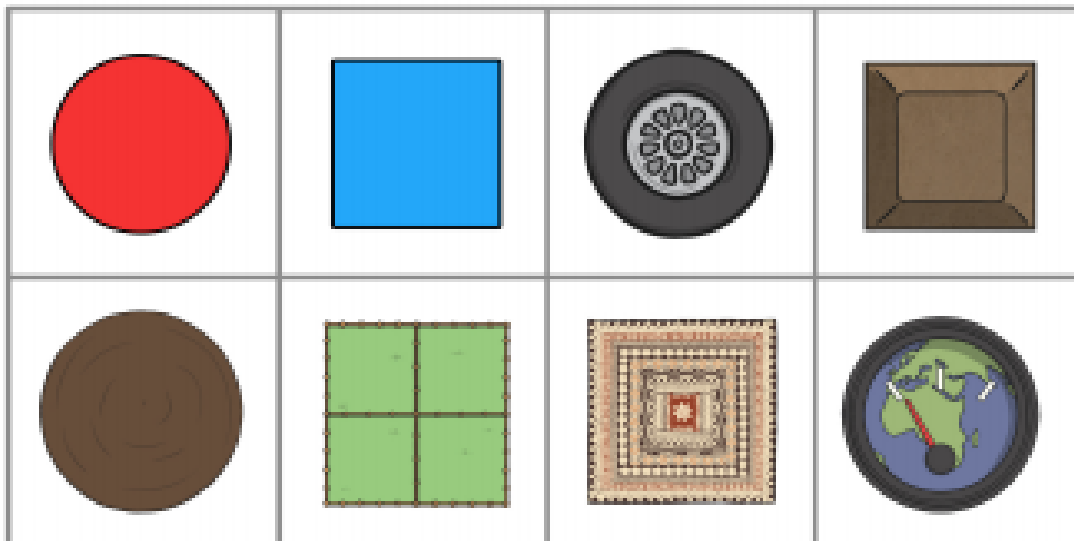
Cut and paste the shapes into the correct category.

circle

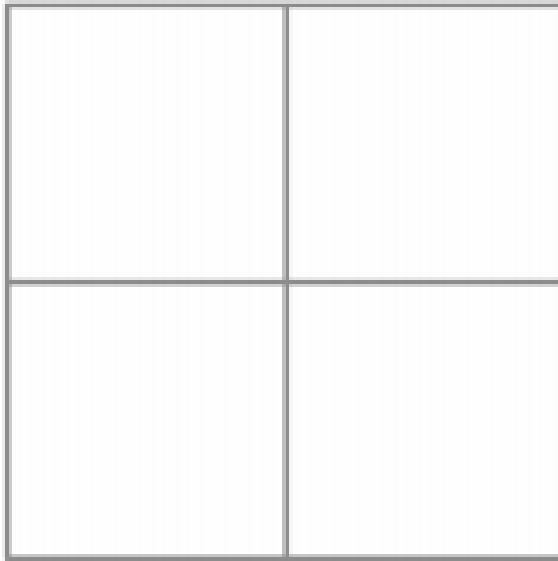
square

twinkl


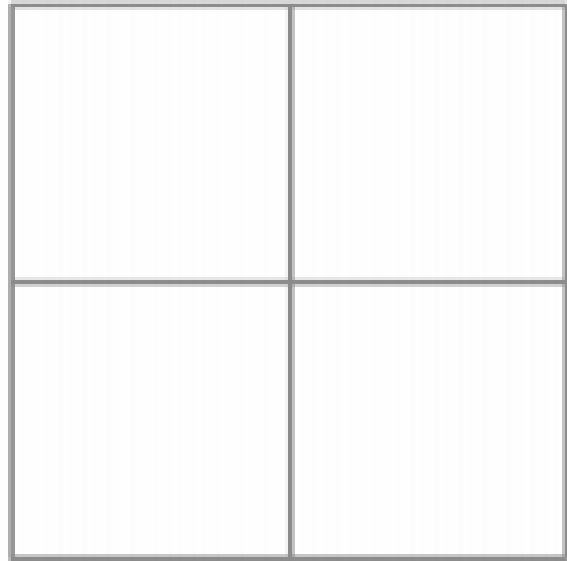
twinkl.co.uk



triangle




rectangle



Maths - Challenge 4/5

2a. Write the letters of the shapes in the correct section of the table.



4 sides or more	Fewer than 4 sides



VF

2b. Write the letters of the shapes in the correct section of the table.

4 vertices or more	Fewer than 4 vertices

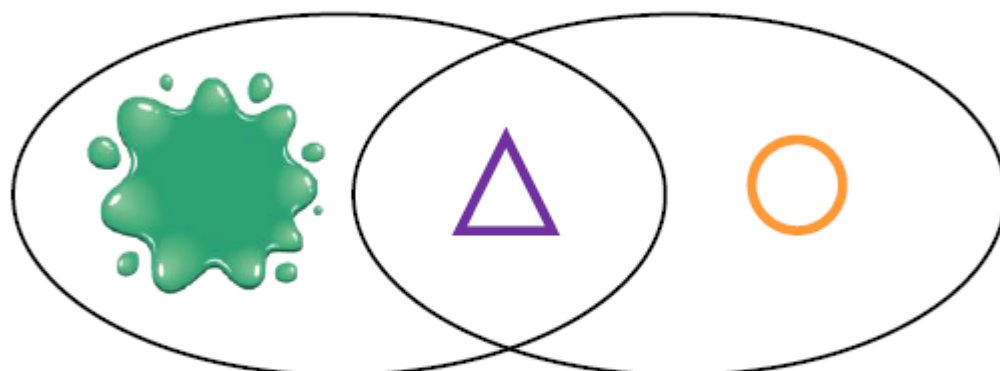


VF

**4b. Habiba has ordered some shapes.
One shape is hidden by a splat.**

3 sides or more

3 vertices or
fewer



Draw the shape that could be hidden.



