




The table below explains the tasks and you will find the resources underneath.

YOU DO NOT PRINT PAGES use your homework OR doodle book for writing, drawing and recording activities detailed below.

Year group: Reception		Date: Thursday 21st May 2020	
	Challenge 1	Challenge 2	Challenge 3
English	Using the troll words you wrote yesterday, can you put them into some captions? See sheet.	Using the troll you made yesterday can you write a little description about him using the challenge 2 template on a separate page! If you didn't make or draw a troll, we have plenty of pics for you to look at!	Using the troll you made yesterday can you write a little description about him see separate page! If you didn't make or draw a troll, we have plenty of pics for you to look at!
Maths	<p>Challenge 1 & Challenge 2</p>  <p>Find objects around the house and sort them into these categories! big, medium, small</p>		<p>Challenge 3</p>  <p>Find objects around the house and sort them into these categories! Biggest, big, medium, small, smallest</p>
Phonics/ Reading	<p>Challenge 1</p> <p>Watch the Read Write Inc reading words video https://www.youtube.com/watch?v=YQMg2fqVQWA</p>	<p>Challenge 2 & 3</p> <p>Watch Geraldine! Oa sound https://www.youtube.com/watch?v=KCJyHN0IFE8</p> <p>Now read some oa words! https://www.youtube.com/watch?v=M8nGaspuWAQ</p>	
Expressive Arts & Design	<p>Use books or the internet to find out facts about real goats!! You could draw a picture of a goat and write information around it or just talk about it! Have fun!</p>		

Troll pictures




Challenge 2—Can you use the words from yesterday to write some simple captions?



He has _____

He has _____

Challenge 2—Can you describe the troll?



_____ troll,

_____ troll,

_____, _____

_____ troll

Let us cross!

Challenge 3—Can you describe the troll?

WANTED

