

Learning Lions

Please find today's learning tasks below.

The table below explains the tasks and you will find the resources underneath. Your child will know which challenge they usually access in each subject and which task will be appropriate for them.

| Year group: 2 Date: 04.05.20 | | | |
|-----------------------------------|---|--|--|
| English | <p>Go to youtube and watch https://www.youtube.com/watch?v=2189sv8Bvy4</p> <p>This video will go through how you write instructions which we have talked about before so this should be a reminder</p> <p style="text-align: center;"><u>The Features of Instructions</u></p> <p>Instructions are sentences that give a commands or orders. They are bossy and tell the reader what to do. They:</p> <ul style="list-style-type: none"> • are usually short, sharp sentences that do not contain much description or story language. <p style="padding-left: 40px;">Open the gate. Go down the garden path.</p> • always contain bossy verbs that tell someone what to do or not do. These verbs are always in the present tense. They come at or near the beginning of the sentence. <p style="padding-left: 40px;">Listen for the doorbell. Do not use the doorknocker.</p> • are addressed to the reader, as if the reader is being spoken to directly by someone. <p style="padding-left: 40px;">Go into the wood. Watch out for the wolves.</p> • often 'list' things to do or avoid doing. <p style="padding-left: 40px;">Walk through the wood, jump over the wall and then climb into the tree.</p> • can be numbered or have bullet points. <p style="text-align: center;">Watch https://www.youtube.com/watch?v=yzeeROO6XbU</p> <p style="text-align: center;">The Disgusting Sandwich by Gareth Edwards and Hannah Shaw</p> | | |
| | Challenge 1 | Challenge 2 | Challenge 3 |
| | <p>We are going to write instructions this week. Watch https://www.youtube.com/watch?v=Ct-IOOUqmyY</p> <p>Tell your grown up why the sandwich went wrong.</p> <p>Follow my instructions below, did you make a paper aeroplane?</p> | <p>We are going to write instructions this week. Watch https://www.youtube.com/watch?v=Ct-IOOUqmyY</p> <p>Tell your grown up why the sandwich went wrong.</p> <p>Follow my instructions below, did you make a paper aeroplane?</p> | <p>We are going to write instructions this week. Watch https://www.youtube.com/watch?v=Ct-IOOUqmyY</p> <p>Tell your grown up why the sandwich went wrong.</p> <p>Follow my instructions below, did you make a paper aeroplane?</p> |

| | | | |
|----------------|---|--|---|
| Maths | <div data-bbox="293 129 730 459" data-label="Image"> </div> <p data-bbox="779 284 1912 331">Warm Up – follow this link to complete your maths warm up.</p> <p data-bbox="1028 384 1664 416">http://www.crickweb.co.uk/ks1numeracy.html</p> <p data-bbox="277 496 1935 603">Choose items and read the scale – you can put items onto the scale and read the scale, you can weigh 2 items to find the total. Challenge weigh each item on its own and add the three items together. Weigh the items on the scale – were you right?</p> | | |
| | <p data-bbox="427 644 607 676">Challenge 1</p> <p data-bbox="286 683 757 1011">Complete the Money based activity below – if you can't print them out ask your adult for some coins to use and choose different combinations of coins – draw around them and find the total like on the activity sheet. Complete your problem / reasoning task.</p> | <p data-bbox="949 644 1128 676">Challenge 2</p> <p data-bbox="792 683 1285 1082">Complete the Money based activity sheets below (challenge 1 and challenge 2) – if you can't print them out ask your adult for some coins to use and choose different combinations of coins – draw around them and find the total like on the activity sheet. Solve the problems on the 2nd sheet. Complete your problem / reasoning task.</p> | <p data-bbox="1532 644 1711 676">Challenge 3</p> <p data-bbox="1323 683 1935 826">Complete the Money based activities on the 2 sheets below. Remember to complete your problem / reasoning task.</p> |
| Reading | <p data-bbox="277 1129 1733 1198">Please read up to page 10 of the story Rumpelstiltskin on Oxford Owl. https://www.oxfordowl.co.uk/api/digital_books/1491.html Following on from your reading complete activity 1.</p> | | |
| Phonics | <p data-bbox="277 1241 1912 1310">Log into Education City (Username and password in blue book) complete the Spelling in the Drizzle Activities I have set for you.</p> | | |
| Other | <p data-bbox="277 1353 1912 1458">This week we are learning about VE Day. Watch the PowerPoint (click on link below) and find out about VE day which we celebrate every year on the 8th May and this year it is the 75th anniversary.</p> | | |

Updated Link Here

<https://www.bbc.co.uk/teach/class-clips-video/history-ks2-ve-day/z7xtmfr>

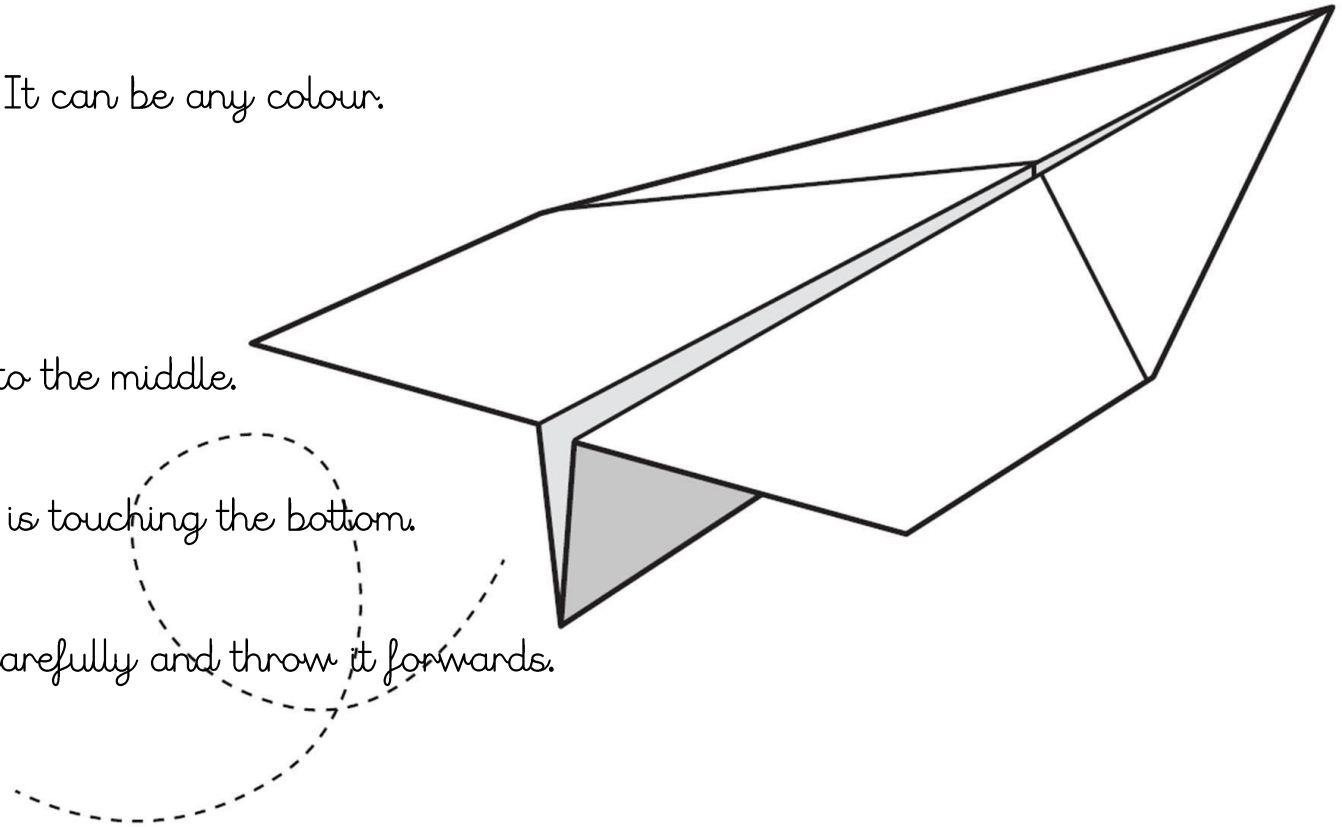
Can you design a medal for the soldiers who fought in the war?
What colour will your ribbon be?
What will you draw in the middle?
Use the template below or draw your own.

Unless otherwise specified, please complete the tasks in either your home learning book or print out the document below.

English All Challenges

Instructions

1. Firstly, get a piece of paper. It can be any colour.
2. Then, fold the paper in half.
3. Now, fold 2 of the corners into the middle.
4. Next, fold the top down so it is touching the bottom.
5. Lastly, hold it in your hand carefully and throw it forwards.



Remember!! Follow the instructions to the letter!

Maths Challenge 1

Count money – pence



1 Match the coin to its value.



20p



2p



50p



1p



10p



5p

2 How much money is there?



3 How much money is there?



Maths Challenge 2 (complete challenge 1 sheet as well).

- 4 Dexter has this money.



How much money does Dexter have?

- 5 Write $<$, $>$ or $=$ to compare the money.



- 6 Annie has this money.



Tommy has this money.



I have more money because I have more coins.



Is Annie correct? _____

How do you know?

- 7 Rosie wants to buy this packet of sweets.

She has this money.



Does Rosie have enough money? _____

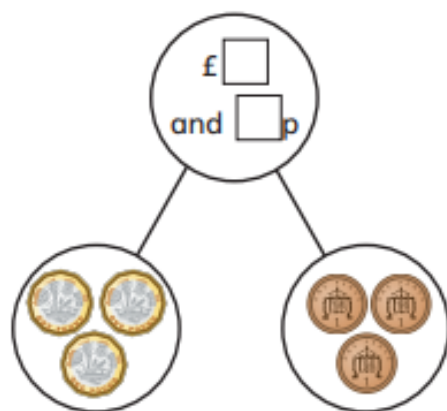
Maths Challenge 3

Count money – notes and coins

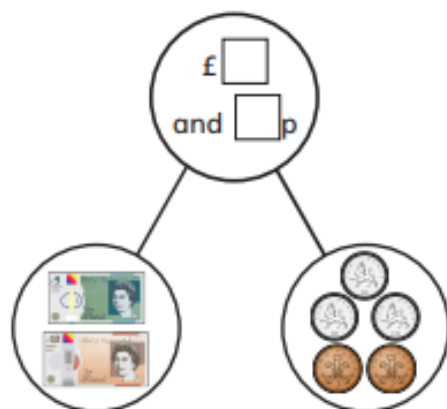


1 Complete the part-whole models.

a)



b)



2 How much money is there altogether?




a) 

There is £ and p.

b) 

There is £ and p.

c) 

There is £ and p.

d) 

There is £ and p.

Maths Challenge 3 Cont'd.

3 Complete the additions.

a) $£5 + £1 + 50p + 5p = £$ and p

b) $£10 + £1 + 2p + 1p = £$ and p

c) $£$ and p = $£50 + £20 + 50p + 2p$

d) $£5 + 20p + 2p + £1 = £$ and p

4 Fill in the gaps to make the statements correct.

a) $£$ + $£1 + 50p + 10p = £21$ and p

b) $£10 + £2 + 20p +$ p + $2p = £12$ and $72p$

c) $£5 +$ p = $£5 + 5p + 20p + 50p + 2p$



- 5 Ron has £18 and 63p in his money box. He empties the money onto the table, but some falls on the floor.



How much money falls on the floor?

£ and p

What coins or notes could they be?

- 6 Annie has some coins in her hand. Amir has some notes in his hand. Who has more money? Circle your answer.
- Annie Amir can't tell
- How do you know?

Flashback

4

Year 2 | Week 3 | Day 1



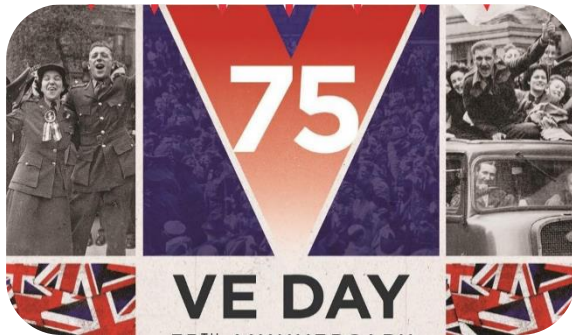
- 1) Complete the sequence.
5, 10, 15, __ , __
- 2) What is $20 \div 10$?
- 3) Tom has 5 bags of sweets.
There are 2 sweets in each bag.
How many sweets are there altogether?
- 4) Find the sum of 4, 5 and 6

VE Day

What is VE Day?

VE Day - or 'Victory in Europe Day' - marks the day towards the end of World War Two (WW2) when fighting Nazi Germany came to an end.

On 8 May 1945, Prime Minister Winston Churchill made an announcement on the radio at 3pm that the war in Europe had come to an end, following Germany's surrender the day before.



Why is VE day so important this year?

The 8th of May this year commemorates 75 years since the first VE day in 1945.

This is why many celebrations were planned this year.

It is important to remember the sacrifices people made in World War Two.

What can I do to celebrate VE Day?

Why not start by watching a short video explaining what VE day is about.

<https://www.bbc.co.uk/teach/class-clips-video/history-ks2-ve-day/z7xtmfr>



Please send a photograph of your work to your teacher to share on twitter.



VE DAY Task

