






Terrific Tigers

Please find today's learning tasks below.

The table below explains the tasks and you will find the resources underneath. Your child will know which challenge they usually access in each subject and which task will be appropriate for them.

Year group: 1				Date Monday 11th May				
		Challenge 1		Challenge 2		Challenge 3		
English			<p>Our new topic is Space!</p> <p>Read Back to Earth with a Bump using the powerpoint.</p> <p>We are using this story all week so you may like to go over it a few times.</p>					
	<p>This week we are going on a space adventure! First you need to make your own passport. Using the template below, fill in your details and make an Intergalactic passport. If you cannot print, draw your own 😊 Which planet will you choose as your favourite?</p>		<p>This week we are going on a space adventure! First you need to make your own passport. Using the template below, fill in your details and make an Intergalactic passport. If you cannot print, draw your own 😊 Try and include a 2A sentence when you are describing yourself.</p>		<p>This week we are going on a space adventure! First you need to make your own passport. Using the template below, fill in your details and make an Intergalactic passport. If you cannot print, draw your own 😊 Make sure you include 2A sentences when you are describing yourself. What does your favourite planet look like?</p>			
Maths	<p>This week we are looking at Multiplication.</p> <p>Although we haven't covered this topic in class yet, it fits in really well with our counting in 2s, 5s and 10s 😊 Practise counting in 10s starting at 0. NB We are not doing times tables as such but rather the chanting of 10s such as 10, 20, 30.</p>							
	<p>Use the numicon shapes below to help you count in 10s. Practise lots of times. Then, when you can do it, write the missing numbers on the teddies' cards (or copy).</p>		<p>Practise counting in 10s and then fill in the missing numbers on the teddies' cards to 100 (or copy). Make sure your numbers are the right way round.</p>		<p>Practise counting forwards and backwards in 10s and then complete or copy the sheet below. Can you solve the problems with counting in 10s?</p>			

	Make sure your numbers are the right way!!	Next: Can you spot the mistakes?	
Phonics	<p>Search on you tube set 2 speed sounds -watch the read write inc speed sound video from 9.30am or there may be the one on from the day before!</p>  <p>Can your parent/carer make a list of the words the lady reads out...afterwards they could read one out at a time and you can have a go at spelling them!</p>	<p>Search on you tube set 3 speed sounds - watch the read write inc speed sound video from 9.30am or there may be the one on from the day before!</p>  <p>Can your parent/carer make a list of the words the lady reads out...afterwards they could read one out at a time and you can have a go at spelling them!</p>	<p>Search on youtube for https://www.youtube.com/watch?v=0qJhGSvKh4o</p>  <p>Pseudo words</p> <p>Then watch it again with no sound and see if you can say the words.</p>
Reading	Log on to Oxford Owls and choose a free e book to read. If you like you can choose one from the same colour book band as your reading book by selecting 'level'.		
Other	Today we are thinking about who you might meet in space. If you met an alien what would they be like? Before you go into space plan a tea party you could have on the moon. Draw the food and drink you would have. List the games you might play. Do you know any alien songs you could sing? Use the sheet below to start thinking about your tea party.		

Unless otherwise specified , please complete the tasks in either your home learning book or on a word document.

English Challenge 1, 2 and 3
Intergalactic Passport



PASSPORT // 12345 / PASSPORT // 12345 / PASSPORT // 12345 / PASSPORT // 12345 / PASSPORT // 12345 / PASSPORT //

PASSPORT

Photograph
or picture

Name:

Signature:

Passport Number: 12345

Description:

Gender:

Age:

Favourite Planet:

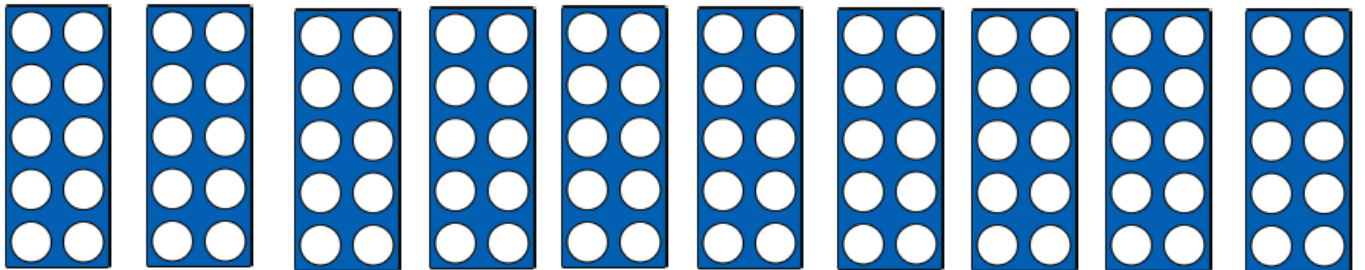
Picture of planet:

brinkl.com

PASSPORT // 12345 / PASSPORT // 12345 / PASSPORT // 12345 / PASSPORT // 12345 / PASSPORT //

Challenge 1 Maths

Today we are going to practise counting in 10s. Use the numicon shapes to help you.



10

20

30

40

50

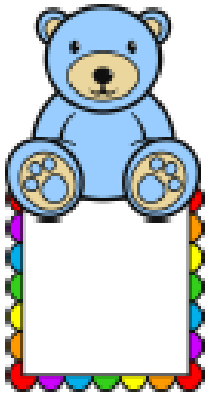
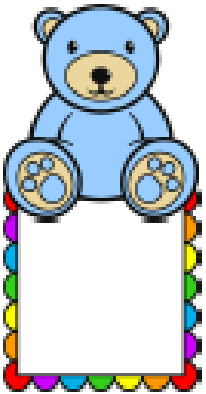
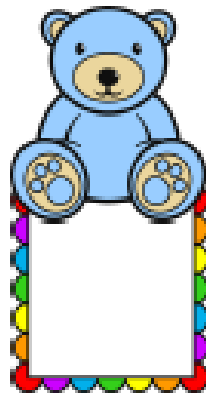
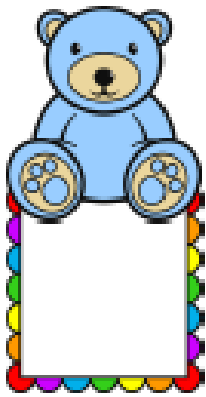
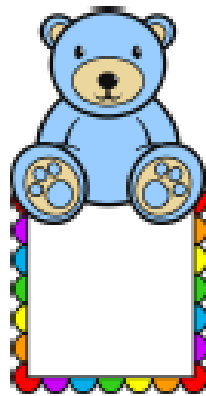
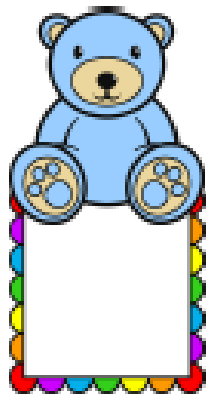
60

70

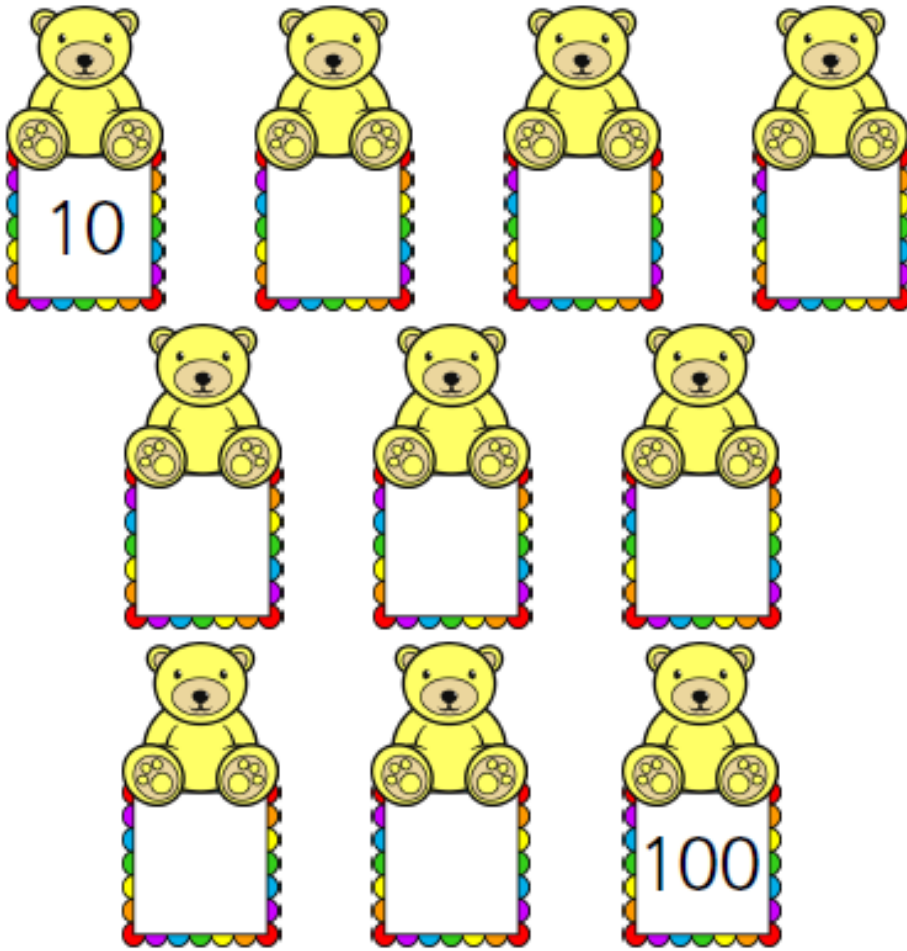
80

90

100



Challenge 2 Maths



50	80	20	60
30	70	40	90

Spot the mistake and sort it out!

10, 20, 30, 50, 60, 70, 80 = _____

20, 30, 40, 50, 60, 80, 100 = _____


100, 90, 80, 60, 50, 40 = _____

Challenge 3 Maths



I want to buy 50 grapes.
Are there enough?

Explain your answer.



There are 4 apples on each tree.

There are 10 trees.

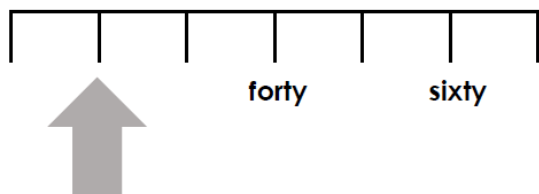
There are 40 apples altogether.

True or false?

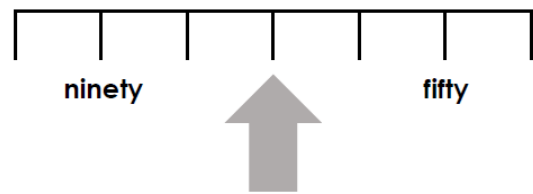
Explain your answer.

9a. Cara thinks the arrow is pointing to 10.

9b. Tim thinks the arrow is pointing to 60.



Is she correct? Explain how you know.



Is he correct? Explain how you know.



Plan a tea party on the moon for the aliens. You could draw pictures of the food you want at the party. Think about what kind of food an alien might like - star biscuits, rocket jelly or moon cheese balls, the possibilities are endless!

