

Today is Outdoor Classroom Day! All of today's activities can be completed outdoors to give you a chance to reconnect with nature!  
Find out more about it here: <https://outdoorclassroomday.com/>

The table below explains the tasks and you will find the resources underneath. Your child will know which challenge they usually access in each subject and which task will be appropriate for them.

Unless otherwise specified, please complete the tasks in either your Home Learning book or on a word document.

Year group: 4		Date: 21/5/20	
	Challenge 1	Challenge 2	Challenge 3
<b>English</b>	<p>Head outside to get inspired by nature and then write your own poem about springtime. You can use the haiku or shape poem templates below, or write your own.</p> <p>Remember that a haiku has 3 lines, with 5 syllables on the first line, 7 syllables on the second and 5 on the third. You can watch this clip to remind you about syllables and different forms of poetry. <a href="https://www.bbc.co.uk/teach/class-clips-video/english-ks1-ks2-understanding-poetry/zfvkt39">https://www.bbc.co.uk/teach/class-clips-video/english-ks1-ks2-understanding-poetry/zfvkt39</a></p> <p>Poems don't have to rhyme and they can take any form you like!</p>		
<b>Maths</b>	<p>Have a go at completing some of these outdoor maths challenges below. There are a variety of investigations and challenges for you to carry out alone or with a partner. Have fun!</p>		
<b>Reading</b>	<p>Can you find a good spot outside to settle down and read a book? Take a reading selfie if you fancy!</p>		
<b>Topic</b>	<p><b>Outdoor Art – Nature Photo Frames!</b></p> <p>Your task is to go on a nature treasure hunt to find materials you could use to create a nature photo frame. For the frame, you may wish to use sticks, flower stems, stones or leaves. Then, create your picture inside your frame! See the poster below for an example. We'd love to see pictures!</p>		

English – All Challenges

## Spring Haiku Poem

\_\_\_\_\_ (5 syllables)

\_\_\_\_\_ (7 syllables)


\_\_\_\_\_ (5 syllables)




### Word Bank

spring	season	bursting	blue
flowers	warming	sunshine	skies
blooming	new	garden	green
colours	life	nature	luscious

**English - All Challenges** (template for shape poem)



**English – All Challenges** (template for shape poem)




## Maths – All Challenges

Outdoor Maths



Find 4 sticks and arrange them in a pattern like this:



Collect natural objects to use. Put different amounts of objects in each row and column. Can you make each row and column total 10?

twinkl.co.uk

Outdoor Maths



Collect a variety of different natural objects. Using chalk, make a tally chart using the objects that you have found.

Which object did you find the most of? Which object was hardest to find? Could you show your findings in another way?



twinkl.co.uk

### Investigation 3

"The longest blades of grass are always around the edge of the grass patch."

**Prove it!**

What will you use to measure the grass?

How will you record your investigation?



twinkl.co.uk

### Investigation 5

Go on a short minibeast hunt. Create a graph to show the types of minibeasts that you found.

Which type of graph will you use?

What will you put in the x-axis?

What will you put in the y-axis?

Create questions about your graph to test another pupil.



twinkl.co.uk

## Maths – All Challenges (continued)

Outdoor Maths Challenge Cards

3

### Estimation

Look around your Forest School site for something that there is a lot of, e.g. flowers, plants, grass.

Mark a small square area and try to estimate how many of that item are in the square.

### Extension

Increase the square area to a larger one and estimate how many of the item are in the square now.



Outdoor Maths Challenge Cards

6

### Shape

How many different 2D Shapes can you identify in your Forest School site?

Can you identify 3D shapes too?



Outdoor Maths Challenge Cards

7

### Position

Find a partner to work with.

Choose an object that is at another area in your Forest School Site.

Direct your partner to the other area, with their eyes closed.

Use the directions: **left, right, forwards, turn, stop.**

Work out the best way to direct your partner but **ensure that your partner remains safe at all times.**

### Extension

What other positional language can you use to direct your partner?  
Did you have to use other words too?

Outdoor Maths Challenge Cards

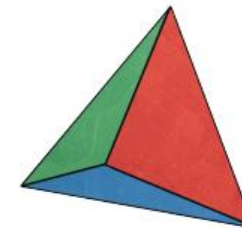
8

### Shape

Collect a range of twigs.

Build a pyramid with your sticks.

Can you make it stand up completely by itself?



## Topic – Art

### Nature Photo Frames

#### You will need:

- four large sticks or twigs
- grass
- a selection of stones
- a selection of leaves
- a selection of flower heads and stems
- petals



#### The Activity:

1. Go on a nature treasure hunt around your garden or near to your home. Allow your child to be creative and search out lots of different items, collecting as many items and colours as possible.
2. Decide with your child what material they would like their photo frame to be made out of. It could be made from sticks, flower stems, wooden planks or even lots of small stones. It could even be a mixture of different items, depending on what you find.
3. Create your photo frame making a square shape.
4. Using your collected items, create a picture inside your photo frame. Your child could create a portrait of themselves or a picture of something that makes them happy e.g. a pattern, a place, another person or an animal.

