


Year group: 3

Date:

	Challenge 1	Challenge 2	Challenge 3
English	<p>Can you write a setting description on the image given? There are some spellings with the picture to help you.</p> <p>Remember to include:</p> 	<p>Use the picture given to answer the questions given. Remember to write your answers in full sentences.</p> <p>Next draw a picture of what you imagine to be inside the tree.</p>	<p>Use the picture given to answer the questions given. Remember to write your answers in full sentences.</p> <p>Next draw a picture of what you imagine to be inside the tree.</p>
Maths	<p>Log on to Education city and complete the task Maths Challenge 1 14.5.20</p> <p>https://phet.colorado.edu/sims/html/arithmetic/latest/arithmetic_en.html</p>	<p>Can you use your skills from this week to answer some mastery problems on division?</p> <p>https://phet.colorado.edu/sims/html/arithmetic/latest/arithmetic_en.html</p>	<p>Can you use your skills from this week to answer some mastery problems on division?</p> <p>https://phet.colorado.edu/sims/html/arithmetic/latest/arithmetic_en.html</p>
Reading/ Spellings	<p>Can you practice writing the spellings and then fill in the missing gaps?</p> <p>Don't worry if you have finished your home links book. Why not have a look at the e books that have been added to this week's folder and get stuck into one of those.</p>	<p>Complete the spelling and grammar mat.</p>	<p>Complete the spelling and grammar mat.</p>
Other	<p>History - Let's learn how the native American's lived, follow the link below to learn about where Native Americans lived. https://www.ducksters.com/history/native_american_homes.php</p> <p>Now let's have a go at making our own Teepee. Watch the link below</p> <p>https://www.youtube.com/watch?v=GaY0I087xRw</p>		

Challenge one spellings.

Look and say	Look, say and write	Cover and write	Check and write again
door			
floor			
poor			
because			
find			

Fill in the missing word.

1. Please close the _____ .
2. Sit down on the _____ .
3. I am happy _____ it's my birthday.
4. I can't _____ my bag.
5. My _____ cat got wet outside.

Challenge 2 spellings


Year 3 Summer Term 1

5

a

Add in the correct verbs to make this a present perfect sentence:


The firefighters _____ to put out the fire.



c

Clumsy Mr Whoops has lost all the words from this word family. Can you help him to find three of them?

_____	act



e

Add the prefixes inter-, auto- or anti- to these root words:

active _____

social _____

pilot _____

b

Write these verbs in their past tense form:

I bring _____


I buy _____

I deal _____

I freeze _____

d

Write an exclamation sentence and a question sentence about this picture.



f

Place the homophones 'seen' and 'scene' correctly in this sentence:

Have you _____ the _____ in the movie where the dinosaur appears?

Now, can you write the homophones 'meat' and 'meet' in one sentence?


Challenge 3 spellings

Year 3 Summer Term 1

5

a


Write a present perfect sentence about this picture:



c

Clumsy Mr Whoops has lost all the words from this word family. Can you help him to find four of them?

_____	act
_____	_____
_____	_____



e

Add the prefixes inter-, auto- or anti- to these root words:

graph _____

social _____

pilot _____

act _____

b

Write these verbs in their past tense form:

I bring _____

I buy _____


I deal _____

I freeze _____

Write three more irregular past tense verbs:

d

Write an exclamation sentence, a question sentence and a command sentence about this picture.



f

Can you write the homophones 'seen' and 'scene' in one sentence?

Now, can you write the homophones 'meat' and 'meet' in one sentence?

Challenge 2 and 3 English



Question time!

Remember there are no wrong answers it is your opinion

What do you think has caused the destruction all around the tree?

Why has this one tree survived?

If you walked through the portal, what would happen to you? What would you see?

If this portal to another world, would you go through it or stay on Earth, even if you had no idea what could happen?

Is it good to take risks? Are some risks riskier than others?

Next: (You will use your drawing to help with your writing tomorrow)

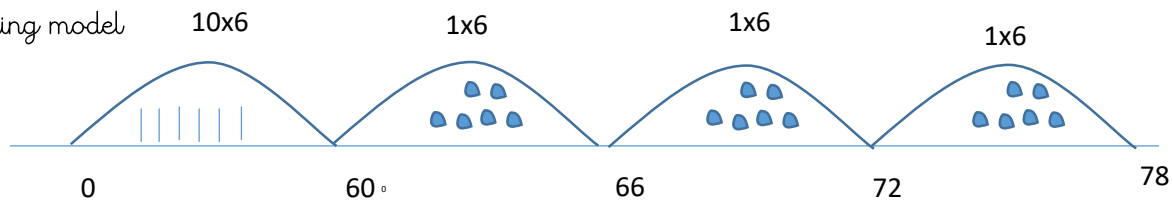
Perfect picture!

Imagine you have just walked through the open portal and into the world inside the tree. Draw/describe what you can see.

Maths Challenge 2 and 3 help

$$78 \div 6 = 3$$

Number line (also known
as the partitioning model



Remember draw what you have in each jump if you need to.

Challenge 2

5a. Here are some digit cards.



Use the partitioning method to complete two number sentences with these cards.

$$\square \div \square = \square$$

$$\square \div \square = \square$$



PS

5b. Here are some digit cards.



Use the partitioning method to complete two number sentences with these cards.

$$\square \div \square = \square$$

$$\square \div \square = \square$$



PS

6a. Dividing by 2, 3, 4, 5, or 8 with no remainders, insert the missing numbers or symbols to complete the comparison statements below.

A. $76 \div 4$ $>$ $54 \div \square$

B. $\square \div 3$ $=$ $64 \div 4$

C. $72 \div 4$ $<$ $\square \div 3$

D. $36 \div 4$ \square $56 \div 8$



PS

6b. Dividing by 2, 3, 4, 5, or 8 with no remainders, insert the missing numbers or symbols to complete the comparison statements below.

A. $\square \div 5$ $=$ $32 \div 2$

B. $76 \div 2$ $<$ $80 \div \square$

C. $96 \div 8$ \square $65 \div 5$

D. $56 \div 4$ $>$ $\square \div 8$



PS

Challenge 3

7b. At after school club, 78 cookies were shared equally between 3 bowls. The children think there will be 24 cookies in each bowl.



Use a number line and work if the children are correct. Explain your answer.

7a. At breakfast club, 90 slices of toast were shared equally between 5 plates. The children think there will be 16 slices on each plate.



Use a number line and work if the children are correct. Explain your answer.

Here are some digit cards.

4

72

84

6

14

12

Here are some digit cards.

18

12

90

96

8

5

Use the number line to find two different division sentences.

Use the number line to find two different division sentences.