

Please find today's learning tasks below.

The table below explains the tasks and you will find the resources underneath. Your child will know which challenge they usually access in each subject and which task will be appropriate for them.

Unless otherwise specified, please complete the tasks in either your Home Learning book or on a word document.

Year group: 4		Date: 5/5/20	
	Challenge 1	Challenge 2	Challenge 3
<b>English</b>	<p>Mr Whoops wants your help to describe one of his weird and wonderful characters! Choose a character and describe what they look like, what their personality might be like and how they move.</p> <p>Try to include different pronouns, capital letters for your character's name and some fronted adverbials.</p> <p>Read the tips page to help you.</p>	<p>Mr Whoops wants your help to describe one of his weird and wonderful characters! Choose a character and describe what they look like, what their personality might be like and how they move.</p> <p>Try to include a variety of pronouns, fronted adverbials and some relative clauses (noun, who/ which/ where sentences).  <a href="http://www.kelsall.cheshire.sch.uk/serve_file/94451">http://www.kelsall.cheshire.sch.uk/serve_file/94451</a> Go to page 9 for a reminder about how to write noun, who/ which/ where sentences.</p> <p>Read the tips page to help you, and tick the checklist as you go.</p>	
<b>Maths</b>	<p>Re-cap perimeter  <a href="https://www.bbc.co.uk/bitesize/topics/zvmxsbk/articles/zsr4k7h">https://www.bbc.co.uk/bitesize/topics/zvmxsbk/articles/zsr4k7h</a> and then solve these perimeter problems.</p>	<p>Re-cap perimeter  <a href="https://www.bbc.co.uk/bitesize/topics/zvmxsbk/articles/zsr4k7h">https://www.bbc.co.uk/bitesize/topics/zvmxsbk/articles/zsr4k7h</a> and then solve these perimeter problems.</p>	<p>Re-cap perimeter  <a href="https://www.bbc.co.uk/bitesize/topics/zvmxsbk/articles/zsr4k7h">https://www.bbc.co.uk/bitesize/topics/zvmxsbk/articles/zsr4k7h</a> and then solve these perimeter problems.</p>
<b>Reading</b>	<p>Read the poem 'A Bird Came Down the Walk' below with an adult. Think about how she describes the bird's actions. You could highlight the key things the bird is doing.</p> <p>After you've read the poem, why not watch a bird outside to see if you notice them doing any of these things?</p>		
<b>Topic</b>	<p><b>Computing</b></p> <p>As you might be using the internet at home, it's important to remember how to stay safe online! Have a go at the quiz below, created by Staffordshire Police. The answers and some tips are on the next page.</p>		

## Help Mr Whoops with His Character Descriptions



These are the important things that I must remember if I want to write an excellent character description.

### Remember to Use...

Pronouns	Relative Clauses
Don't repeat your character's name over and over again. Instead, replace it with pronouns such as <b>he</b> , <b>she</b> or <b>they</b> .	Add in some extra information about your character using a relative clause, e.g. ... <b>who enjoyed eating children</b> ... ... <b>which was surprising given his size</b> ...
Adverbial Phrases	Capital Letters
Use an adverbial phrase to tell your reader more about your character, e.g. <b>At the end of each day...</b> <b>Underneath its hooked nose...</b>	Always use a capital letter each time you write your character's name – it's a proper noun!

### Ambitious Vocabulary

Try not to use the same words over and over again.  
Can you think of exciting adjectives to describe your character?

### Describe Your Character's Appearance

Tell your reader what your character looks like.  
What are they wearing? What expression is on their face?  
How tall are they compared to other characters or objects?

### Describe Your Character's Personality


Tell your reader what your character is like. Are they an evil character who wants to create mischief? Are they the hero of the story who always believes in doing the right thing?

### Describe Your Character's Actions

Tell your reader how your character talks and moves. Do they twitch as they talk because they're hiding something? Do they walk tall and proud as if they are the most important person in the world?

## English – All challenges (choose one)

### Help Mr Whoops with His Character Descriptions



Have you...	
used ambitious vocabulary?	
described your character's appearance?	
described your character's personality?	
described how your character talks and moves?	
used pronouns to avoid repetition?	
used adverbial phrases for extra description?	
used relative clauses for extra information?	
used capital letters for your character's name?	

---

---

---

---

---

---

---

---

---

---



---

---

---

---

---

---


---

---

---

---

# Help Mr Whoops with His Character Descriptions



Have you...	
used ambitious vocabulary?	
described your character's appearance?	
described your character's personality?	
described how your character talks and moves?	
used pronouns to avoid repetition?	
used adverbial phrases for extra description?	
used relative clauses for extra information?	
used capital letters for your character's name?	

---

---

---

---

---


---

---

---

---

---



---


---

---

---

---

# Help Mr Whoops with His Character Descriptions



Have you...	
used ambitious vocabulary?	
described your character's appearance?	
described your character's personality?	
described how your character talks and moves?	
used pronouns to avoid repetition?	
used adverbial phrases for extra description?	
used relative clauses for extra information?	
used capital letters for your character's name?	

---

---

---

---

---


---

---

---

---

---




---

---

---

---

---

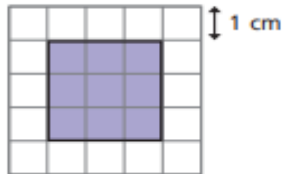
---

# Maths – Challenge 1

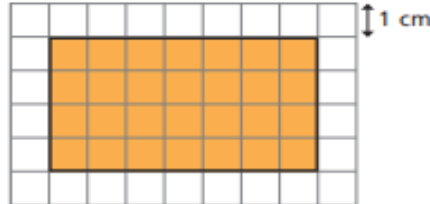
## Perimeter on a grid

- 1 Work out the perimeter of each rectangle.

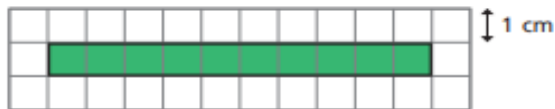
a)



c)

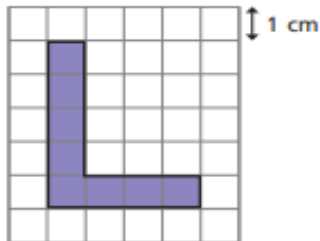


b)

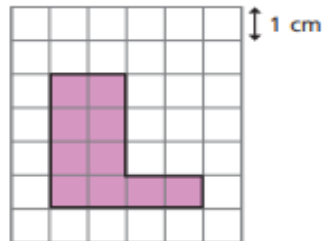


- 2 Which of the hexagons has the greatest perimeter?  
Show all your workings.

A

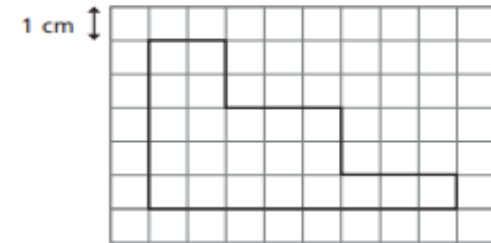


B



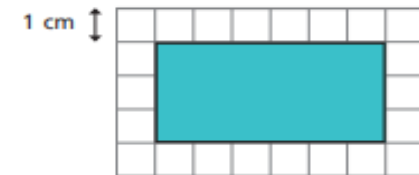
- 3 Draw two different rectangles with a perimeter of 14 cm.

- 4 Work out the perimeter of the shape.

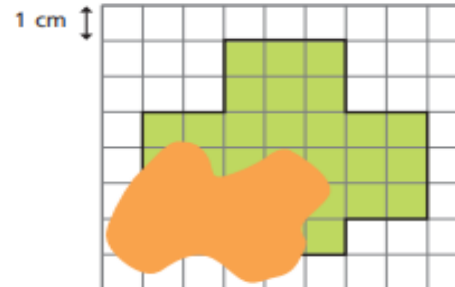


- 5 Draw two shapes with a perimeter of 20 cm.  
Your shapes should **not** be rectangles.

- 6 Work out the perimeter of the rectangle.



- 7

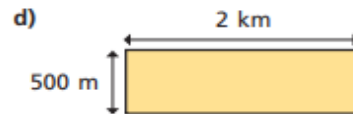
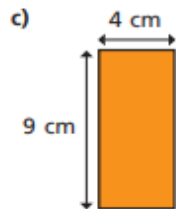


A shape is drawn on a square grid.  
Part of the shape is hidden.  
What could the perimeter of the shape be?  
Is there more than one answer?

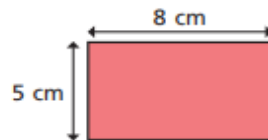
## Maths – Challenge 2

Remember: when finding missing lengths, opposite sides of the rectangle are equal.

### Perimeter of a rectangle


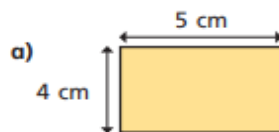


- 3 Tommy is working out the perimeter of some rectangles.

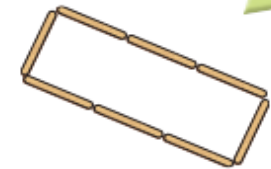


$$8 \text{ cm} + 5 \text{ cm} = 13 \text{ cm}$$
$$13 \text{ cm} \times 2 = 26 \text{ cm}$$

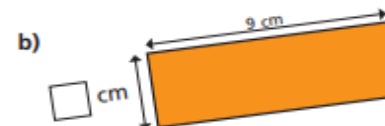
Use Tommy's method to find the perimeter of these rectangles.



- 4 Each lolly stick is 8 cm long.  
Find the perimeter of the shape.



- 5 Each of these rectangles has a perimeter of 24 cm.  
Work out the missing lengths and label the diagrams.



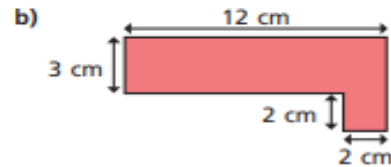
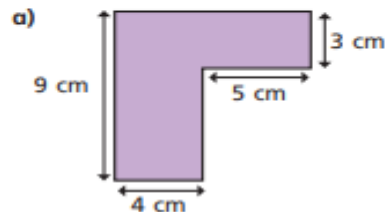
What do you notice?

Find any other rectangles that have the same perimeter.

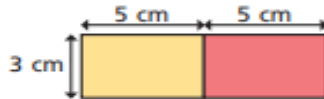
## Maths – Challenge 3

### Perimeter of rectilinear shapes

- 4 Work out the perimeter of each shape.



- 5 Mo puts two 5 cm by 3 cm rectangles next to each other.



The perimeter of each small rectangle is 16 cm, so the perimeter of my larger rectangle must be  $2 \times 16 \text{ cm} = 32 \text{ cm}$ .

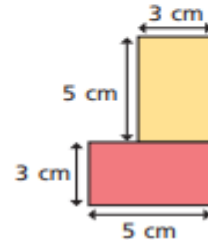
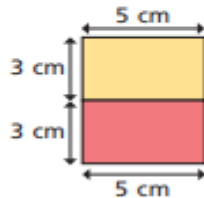


- a) Is Mo correct?

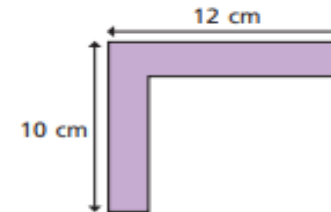
Work out the perimeter of the larger rectangle to check your answer.

- b) Mo puts the rectangles together in different ways.

Work out the perimeter of each large shape.



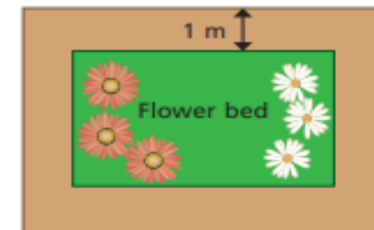
- 6 Dani thinks there isn't enough information to work out the perimeter of the shape.



Is Dani correct?

Explain your answer.

- 7 A rectangular flower bed is 5 m long and 3 m wide. The path around the flower bed is 1 m wide.



- a) What is the perimeter of the flower bed?  
b) What is the perimeter of the outside of the path?



## **Reading – All challenges**

### A Bird Came Down the Walk - Emily Dickinson

A Bird came down the walk:  
He did not know I saw;  
He bit an angle-worm in halves  
And ate the fellow, raw.



And then he drank a dew  
From a convenient grass,  
And then hopped sidewise to the wall  
To let a beetle pass.



He glanced with rapid eyes  
That hurried all abroad,—  
They looked like frightened beads, I thought;  
He stirred his velvet head



Like one in danger; cautious,  
I offered him a crumb,  
And he unrolled his feathers  
And rowed him softer home



Than oars divide the ocean,  
Too silver for a seam,  
Or butterflies, off banks of noon,  
Leap, splashless, as they swim.



## Topic

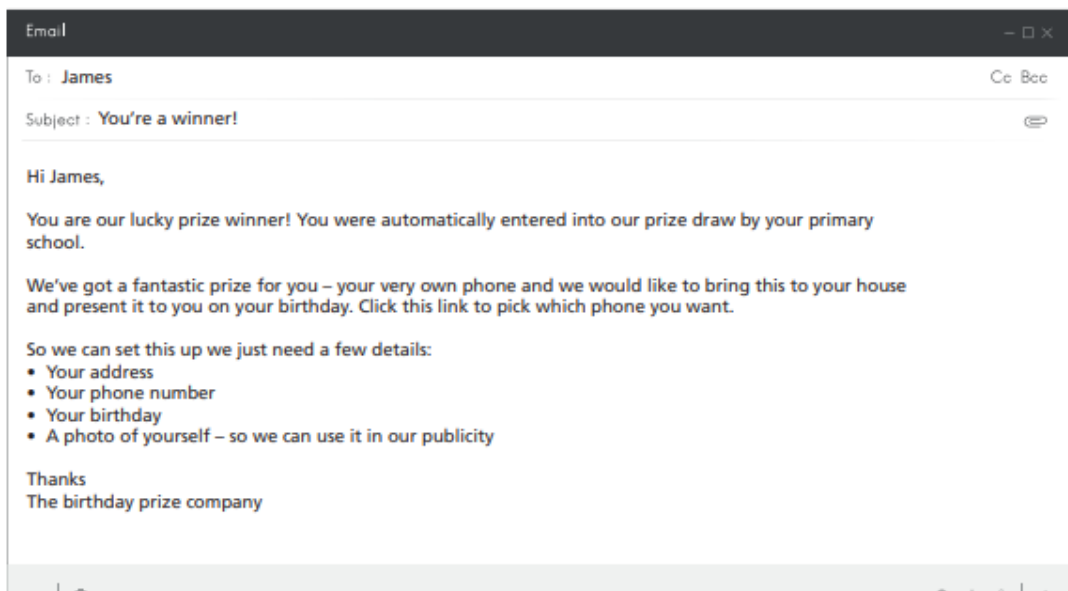
# DETAILS DILEMMA

What would you do?

**Have a go at our quiz to see what you would do in each situation.**

We've put some advice and useful links at the end.

- 1** James has received this email, what do you think he should do?

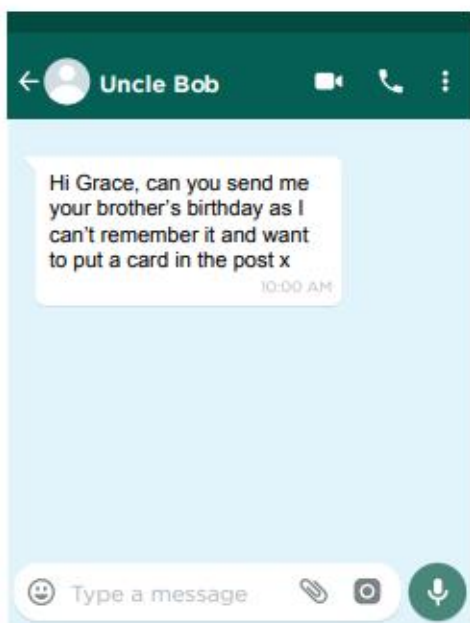


- A. Reply straight away answering all of the questions, including a photo and click the link to pick my new phone.
- B. As above and then show the email to your parent/guardian.
- C. Don't reply and show the email to your parent/guardian.
- D. Ignore the email, hopefully they will go away.

**Your answer .....**



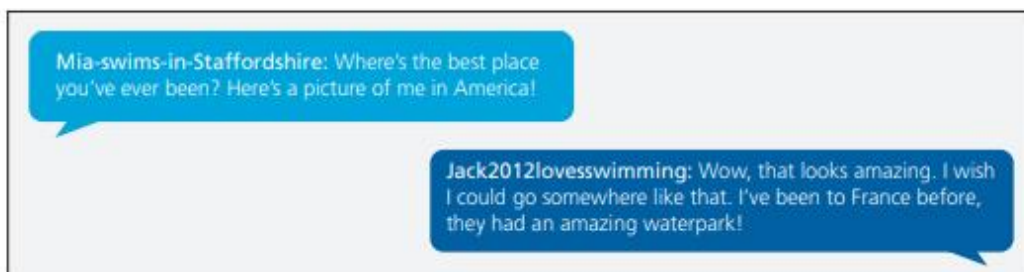
- 2 Grace has received this text from her uncle, what should she do?



- A. Text back with your brother's birthday.
- B. Reply and tell your parent/guardian.
- C. Show the message to your parent/guardian before replying.
- D. Ignore the text and don't reply.

Your answer .....

- 3 Jack likes to swim and goes to swimming classes every week. He's been using an online chat to speak to another 8 year old who uses the same swimming pool. He's never met her before as she goes to a different swimming class. What should he do?



- A. Reply and send a holiday photo, it was a great holiday!
- B. Reply but don't send a photo.
- C. Don't reply and leave the chat.
- D. Don't reply, leave the chat and talk to a parent/guardian.

Your answer .....



4

Mia loves playing her favourite computer game and has lots of friends to chat to while she's playing. One of the boys she talks to asks her to send him her phone number so they can carry on chatting outside of the game. What should she do?



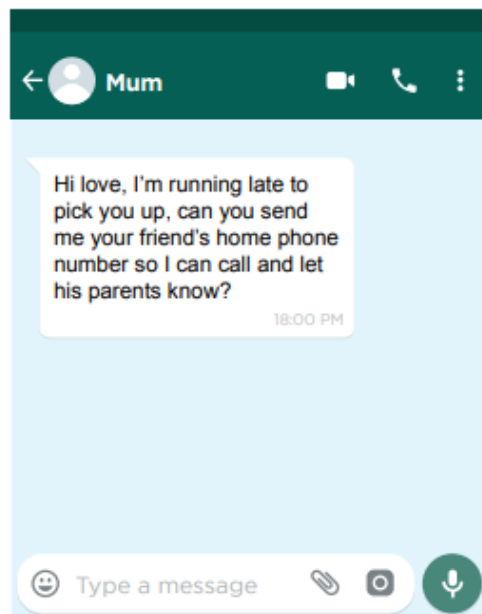
- A. Send him her mobile number and await his call/message.
- B. As above and then message them to start chatting straight away.
- C. Ignore the request and block the boy so he cannot contact her again.
- D. As above and tell a parent/guardian about it.

Your answer .....



5

Edward is playing over at a friend's house and has received a message from his mum. What do you think he should do?



- A. Send the number to your mum straight away.
- B. Speak to your friend's parents and then send your mum the number.
- C. Tell your mum you can't share the number with her.
- D. Ignore it and don't reply.

Your answer .....



# QUIZ ANSWERS

1

**Answer = C - Don't reply and show the email to your parent/guardian.**

If you receive an email from someone you don't know you should avoid clicking on any links or opening any attachments. If you share personal information (such as your address, phone number, birthday, photograph of yourself etc) fraudsters can use these to pretend to be you online. If you receive anything like this you need to tell your parent/guardian so they can take any further steps to report this.

2

**Answer = B - Reply and tell your parent/guardian.**

As a member of your close family your uncle is a trusted person. It's clear he's just forgetful and needs this information to send a birthday card. He could have text your parent or guardian for this information so it's always a good thing to let them know he's been in touch with you.

3

**Answer = D - Don't reply, leave the chat and talk to a parent/guardian.**

When you use online chat rooms it isn't possible to tell who you are really chatting with, even if they seem to know things they could only know if they did use the same swimming pool. It may also be a public chat, meaning other people can see what you are posting. Be very careful and try not to share any personal information, including a photographs with anyone who isn't a trusted person. Speak to your parents/guardians if you feel uncomfortable with anything you are asked to do in a chat room.

How did you do?



4

**Answer = D - Ignore the request and block the boy so he cannot contact her again and tell a parent/guardian about it.**

If you don't know someone who speaks to you on gaming platforms ignore any requests for personal information and let a parent/guardian know. Even if they seem nice it is not safe to accept their request – they are a stranger and it is not safe.

5

**Answer = B - Speak to your friend's parents and then send your mum the number.**

Even though your mum is a trusted person it is always best to ask people first before sharing their personal details with someone else (e.g. a phone number, address, email address).



# ADVICE AND USEFUL LINKS

When we use technology to contact people we don't always know who they are  
– sometimes they can lie about their identity so we need to be really careful.

Things to look out for:

1

Being contacted online by someone you have never met before – you should always tell a parent or guardian about this.

2

Anyone who asks you to send a photograph – stop and think, who they are and why would they want this? Only share images with trusted people, such as family.

3

Someone asking you to share personal details such as your birthday, address, phone number, email address – someone can use these details to pretend to be you online.

For more information and advice call or visit:

## NSPCC

0808 800 5000 - [www.nspcc.org.uk](http://www.nspcc.org.uk)

## Childline under 18s helpline

0800 111 - [www.childline.org.uk](http://www.childline.org.uk)

## Crimestoppers

0800 555 111 - [www.crimestoppers-uk.org](http://www.crimestoppers-uk.org)

## Barnardos

[www.barnardos.co.uk](http://www.barnardos.co.uk)

