

	Challenge 1	Challenge 2	Challenge 3
<b>English</b>	<p>Watch this video clip from 33 seconds to 1 minute 12 seconds</p> <p><a href="https://www.literacyshed.com/something-fishy.html">https://www.literacyshed.com/something-fishy.html</a></p> <p>Then write a short retell for each picture.</p> <p>Remember to include:</p>  <p>There are spellings to help you</p>	<p>Task 1 - Use the picture provided or the one you drew along with your sentences containing verbs and adverbs from yesterday to write a short story in the 1<sup>st</sup> person to describe your experience in the animal town.</p> <p>Remember to include:</p> <p>Sentence opener</p> <p>Verbs</p> <p>Adverbs</p> <p>Adjectives</p>	<p>Task 1 - Use the picture provided or the one you drew along with your sentences containing verbs and adverbs from yesterday to write a short story in the 1<sup>st</sup> person to describe your experience in the animal town.</p> <p>Remember to include:</p> <p>Sentence opener</p> <p>Verbs</p> <p>Adverbs</p> <p>Adjectives</p> <p>Prepositions</p>
<b>Maths</b>	<p>Time for you to start to collect some data and put it into a pictogram.</p> <p><a href="https://mathsframe.co.uk/en/resources/resource/544/Stone-Age-Stu-Times-Tables">https://mathsframe.co.uk/en/resources/resource/544/Stone-Age-Stu-Times-Tables</a></p>	<p>Time for you to start to collect some data and put it into a pictogram.</p> <p><a href="https://mathsframe.co.uk/en/resources/resource/544/Stone-Age-Stu-Times-Tables">https://mathsframe.co.uk/en/resources/resource/544/Stone-Age-Stu-Times-Tables</a></p>	<p>Time for you to start to collect some data and put it into a pictogram.</p> <p><a href="https://mathsframe.co.uk/en/resources/resource/544/Stone-Age-Stu-Times-Tables">https://mathsframe.co.uk/en/resources/resource/544/Stone-Age-Stu-Times-Tables</a></p>
<b>Reading/ Spellings</b>	<p>Can you practice writing the spellings and then fill in the missing gaps?</p>	<p>Can you practice writing the spellings and then fill in the missing gaps?</p>	<p>Can you practice writing the spellings and then fill in the missing gaps?</p>
	<p>Don't worry if you have finished your home links book. Why not have a look at the books that have been added to this week's folder and get stuck into one of those.</p>		
<b>Other</b>	<p>History - Read the information on the Native Americans and Buffalo. Can you now label the Buffalo and write why these things were useful to the Native Americans.</p>		

### Challenge 1 spellings

---

Look and say	Look, say and write	Cover and write	Check and write again
beautiful			
after			
fast			
last			
past			

Fill in the missing word.

1. The flowers are \_\_\_\_\_ .
2. I ran really \_\_\_\_\_ .
3. It is half \_\_\_\_\_ six.
4. I was \_\_\_\_\_ to get to the classroom.
5. We are doing maths \_\_\_\_\_ breaktime.

## Challenge 2 and 3 spellings

Look and say	Look, say and write	Cover and write	Check and write again
calendar			
caught			
centre			
century			
certain			

### Fill in the missing word.

1. The criminal was \_\_\_\_\_ red-handed.
2. They have opened a new shop in the town \_\_\_\_\_.
3. "I am \_\_\_\_\_ that it was you," said the teacher.
4. Write your important dates on the \_\_\_\_\_.
5. We are currently in the 21st \_\_\_\_\_.

Write your own sentence containing 'caught' and 'centre'.

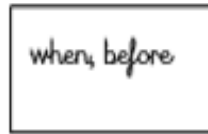
---

---

---

## English challenge 1

### Vocabulary to help



### Spellings to help:

#### Spellings

girl chair washing  
machine door book

reading yawned

spinning opened

peered colourful socks

swimming standing

stripes tortoise shark

teeth scared frightened

worried

#### ly words

Quietly Slowly Carefully

Cautiously

#### Openers

Just then Suddenly

Next Today

At that moment

Challenge 1 English - retell each picture. Remember to include:

joined writing

2A

WOW words



when, before

ly



---

---

---

---

---

---

---



---

---

---

---

---

---

---



---

---

---

---

---

---

---

**Challenge 2 English – Use this picture or the one you have drawn along with your sentences containing verbs and adverbs from yesterday to help you write a short story in the 1<sup>st</sup> person to describe your experience in the animal town.**

**Remember to include sentence opener, powerful verbs and adjectives and adverbs.**



## **Story starter!**

Most visitors are a little shocked (to put it mildly) when they arrive at Animal Town. Despite the fact that the name of the town gives a slight indication to passers-by that the inhabitants of the town are 'not normal', it's as if people don't believe things until they see them with their own eyes!

Once you get used to being in Animal Town – or so they say – seeing an orangutan behind a desk in a sheriff's office and upholding the law to an impeccably high standard becomes relatively 'normal'...

Imagine you are a visitor in Animal Town. Try to describe your experience.

**Challenge 3 English – Use this picture or the one you have drawn along with your sentences containing verbs and adverbs from yesterday to help you write a short story in the 1<sup>st</sup> person to describe your experience in the animal town.**

**Remember to include sentence opener, powerful verbs and adjectives, adverbs and prepositions.**



## **Story starter!**

Most visitors are a little shocked (to put it mildly) when they arrive at Animal Town. Despite the fact that the name of the town gives a slight indication to passers-by that the inhabitants of the town are 'not normal', it's as if people don't believe things until they see them with their own eyes!

Once you get used to being in Animal Town – or so they say – seeing an orangutan behind a desk in a sheriff's office and upholding the law to an impeccably high standard becomes relatively 'normal'...

Imagine you are a visitor in Animal Town. Try to describe your experience.

## Maths help

Remember how to use a tally to count

1		6	
2		7	
3		8	
4		9	
5		10	






## Maths challenge 2

What is the most popular colour around your house?

Colours around the house	Tally	Number

### Task 2

Can you now make a pictogram using the data you have just collected?



### Maths challenge 3


What is the most popular colour around your house?


### Task 2

Can you now make a pictogram using the data you have just collected?



## Native Americans and Buffalo



What did many Native Americans do with buffalo in the past? Well, first of all, they ate them. They even ate the brain and the bone marrow, which is the spongy tissue inside the bones. The bones were useful for something else – they were carved and sharpened to make knives and other weapons like arrow heads and war clubs. They were also boiled to make glue!

Buffalo skin was also extremely valued and useful too. Native Americans wore it to keep them warm, used it to make tipis to live in, shoes to walk in, bedding to sleep in and waterbags to drink from. The hooves were also used as cups to drink from.

If you have ever seen a painting of a Native American holding a bow, be sure to look closely at it; the bowstring would probably have been made out

of buffalo sinew, which is the tissue that connects muscle to bone. Sinew could also be used for thread.

Can you guess which part of a buffalo Native Americans could have used as a hairbrush? The tongue! Buffalo tongue is very rough, which made a perfect brush! The tongue was also considered to be one of the tastiest parts of the meat.

Even buffalo fat had its own uses, as soap and as cooking oil.

Being bothered by pesky flies? Use a buffalo tail as a fly swat to keep them away! Tails were also sometimes used for decoration.

Buffalo hair was used to fill saddles to make riding a horse a bit comfier.

This shows us that Native Americans were extremely resourceful. They found a use for every part of the buffalo.



# What Parts of the Buffalo Did Native Americans Use?

Buffaloes played a big part in the survival of Native Americans. Can you label the buffalo to show all of its uses? Use the information sheet to help you!

