

## Learning Lions

Please find today's learning tasks below.

The table below explains the tasks and you will find the resources underneath. Your child will know which challenge they usually access in each subject and which task will be appropriate for them.

Year group: 2      Date:			
<b>English</b>	View the pictures on the English Starter (below) and begin to think about the character of the Giant from Jack and the Beanstalk.		
	<b>Challenge 1</b>	<b>Challenge 2</b>	<b>Challenge 3</b>
	Draw a picture of the giant – come up with at least 6 adjectives. Write your own descriptive sentence including some conjunctions e.g. and / but / because / so.	Draw a picture of the giant – come up with at least 8 adjectives. Write 2A sentences to describe the character of the giant – remember you need to put a comma between your adjectives (see the example below).	Draw a picture of the giant – come up with at least 10 adjectives. Write complex sentences to describe the character of the giant – remember you need to put a comma between your adjectives for the 2A part and add some more information (see the example below).
<b>Maths</b>	Warm Up – complete 'On the face of it' Education City homework task. Remember your log in is in your blue home link book!		
	<b>Challenge 1</b>	<b>Challenge 2</b>	<b>Challenge 3</b>
	Complete the 2D on 3D shape activity on the sheet below – if you can't print out you can find some of the 3D shapes around your house and draw around the bottom shape! Remember to complete your reasoning tasks.	Complete the 2D on 3D shape activity on the sheet below – if you can't print out you can find some of the 3D shapes around your house and draw around the bottom shape!  Remember to complete your reasoning tasks.	Complete the 2D on 3D shape activity on the sheet below – if you can't print out you can find some of the 3D shapes around your house and draw around the bottom shape!  Remember to complete your reasoning tasks.

<b>Reading</b>	Follow the link <a href="https://www.oxfordowl.co.uk/api/digital_books/1262.html">https://www.oxfordowl.co.uk/api/digital_books/1262.html</a> and read the text Finn Macool and the Giants Causeway. Once read complete the Play Activities at the top of the screen.
<b>Phonics</b>	Can you solve the muddled words? (see below)
<b>Other</b>	<p>Today's subject focus will be Art</p> <p>Follow the link below and draw a self portrait!</p> <p><a href="https://www.bbc.co.uk/teach/class-clips-video/art-and-design-draw-self-portrait/z6ytscw">https://www.bbc.co.uk/teach/class-clips-video/art-and-design-draw-self-portrait/z6ytscw</a></p>

Unless otherwise specified, please complete the tasks in either your home learning book or print out the document below.

English Starter - look at the slides below and start to think about how you can describe the giant.

## Describing the Giant!




What is his face like?





What might he wear?




What might he say?





What might he eat?



What is his body like?



What is his personality like?



Use these adjectives to help you with your description.



<b>mighty</b>	<b>fearsome</b>	<b>hungry</b>	<b>hairy</b>
<b>large</b>	<b>loud</b>	<b>heavy</b>	<b>fierce</b>
<b>angry</b>	<b>clumsy</b>	<b>wide</b>	<b>mean</b>
<b>powerful</b>	<b>greedy</b>	<b>gigantic</b>	<b>scruffy</b>
<b>strong</b>	<b>sleepy</b>	<b>rude</b>	<b>jealous</b>

### English Challenge 1

Draw your own picture of the Giant and add some adjectives to label it.

Now write your own descriptive sentences to describe your giant.

e.g. The giant has \_\_\_\_\_ feet.

His nose is \_\_\_\_\_ and \_\_\_\_\_.

### English Challenge 2

Draw your own picture of the Giant and add some adjectives to label it.

Now write your own 2A sentences to describe your giant.

e.g. The \_\_\_\_\_ , \_\_\_\_\_ giant has \_\_\_\_\_ ,  
\_\_\_\_\_ feet.

### English Challenge 3

Draw your own picture of the Giant and add some adjectives to label it.

Now write your own complex sentences to describe your giant.

e.g. The gigantic, fierce giant stamps around the castle, making a thunderous noise.



## Colourful Surfaces

I can name 2D faces on 3D shapes.



We have been naming 2D faces on 3D shapes. Colour the bases of these 3D shapes to match the key. The base is the face at the bottom of the shape.

Key



squares



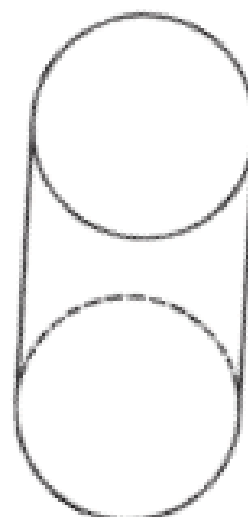
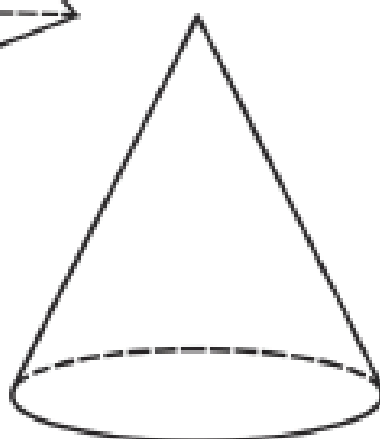
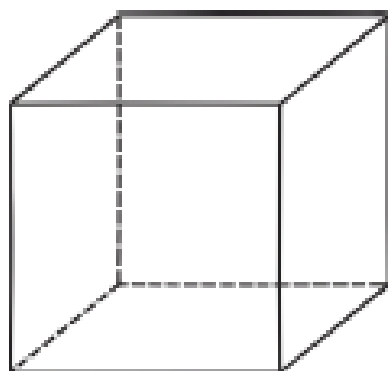
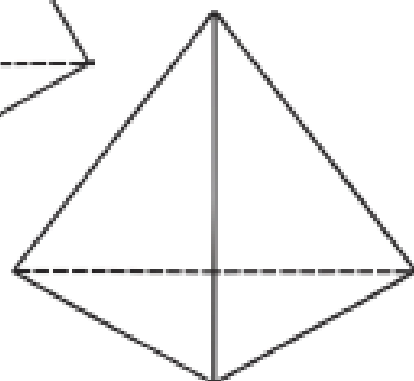
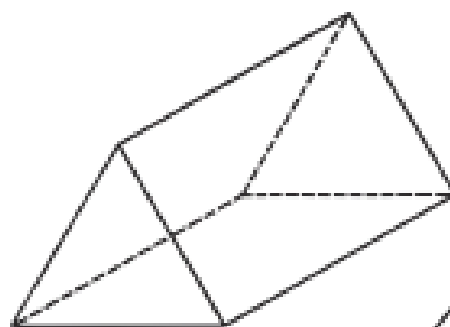
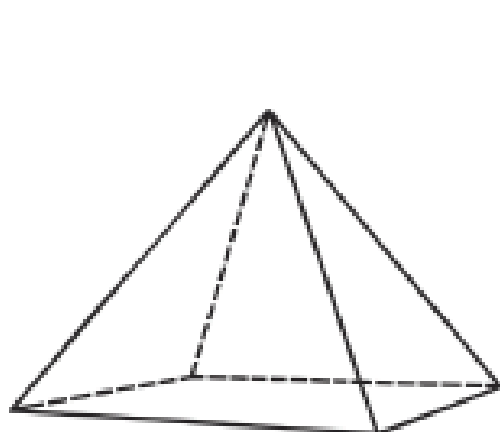
rectangles



circles



triangles







## Colourful Surfaces

I can name 2D faces on 3D shapes.



We have been naming 2D faces on 3D shapes. Colour the bases of these 3D shapes to match the key. The base is the face at the bottom of the shape.

**Key**



squares



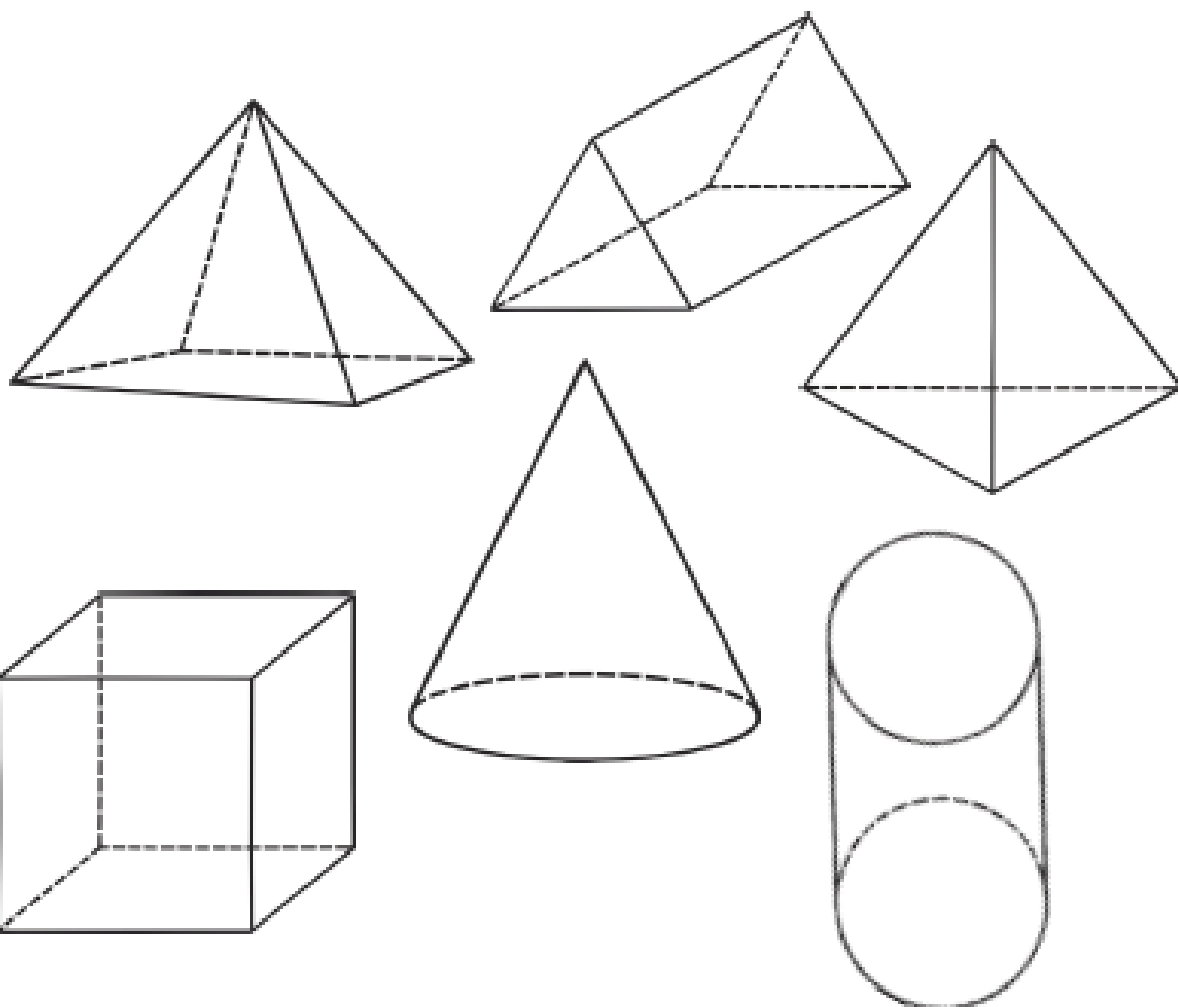
rectangles



circles



triangles





## Colourful Surfaces

I can name 2D faces on 3D shapes.



We have been naming 2D faces on 3D shapes. Colour the bases of these 3D shapes to match the key. The base is the face at the bottom of the shape.

Key



squares



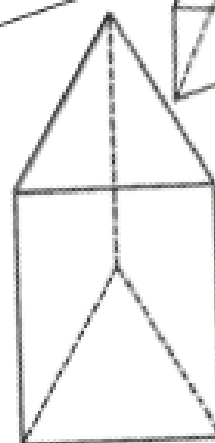
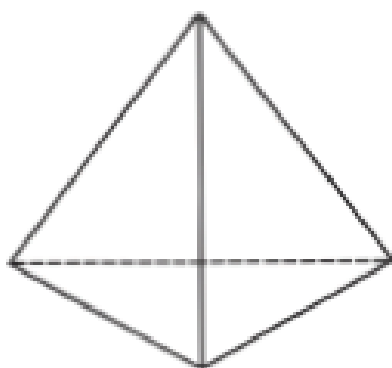
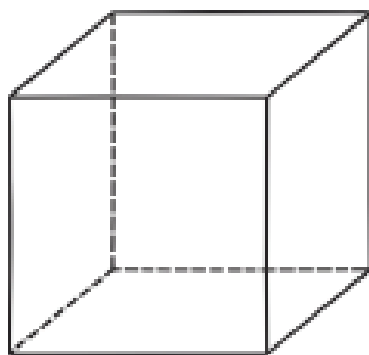
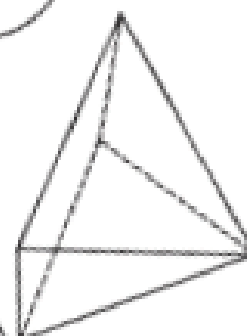
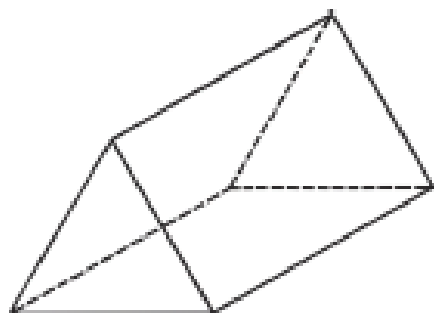
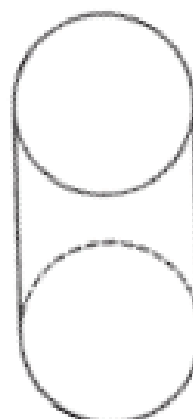
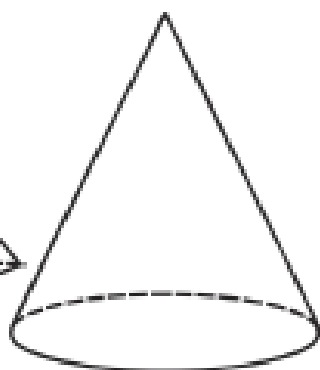
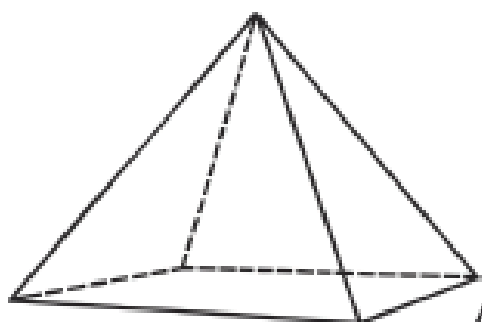
rectangles



circles




triangles



### Sort 3D Shapes



Sort your objects by their shape.



Label each group with the shape name.

### Sort 3D Shapes



How many ways can you sort these shapes into groups?



## Phonics / Spelling

Can you spell these muddled words?

frtae = \_\_\_\_\_

lopepe = \_\_\_\_\_

ebfro e = \_\_\_\_\_

cwcih = \_\_\_\_\_

bmicl = \_\_\_\_\_

slao = \_\_\_\_\_

ehwn = \_\_\_\_\_

ecbsaue = \_\_\_\_\_

thfear = \_\_\_\_\_

twear = \_\_\_\_\_