


## Terrific Tigers

Please find today's learning tasks below.



The table below explains the tasks and you will find the resources underneath. Your child will know which challenge they usually access in each subject and which task will be appropriate for them.

Year group: 1      Date: 22nd April			
	Challenge 1	Challenge 2	Challenge 3
<b>English</b>	We are rhyming again today. Tell your grown up some words that rhyme.	Read the three Tongue Twister Poems. Try and learn one and say it to someone in your family. Can you say it really fast?!	
	Look at the pictures below. Can you match the start of the phrase with the end? The clue is it rhymes!!	<p style="color: blue;"><u>What on earth is that on your face?</u></p> Draw a picture of your own face. Label all the different parts of your face using a rhyming word for each part (A nose like a hose; Two eyes like pies, etc.)	
<b>Maths</b>	<b>Addition to 20</b> Can you add to the calculation sentences and write the answer. Use numberlines to help or counters/ paper clips/ pasta etc if you prefer.	<b>Addition to 20</b> Can you solve the puzzle? What numbers could the apple be? What numbers could the grapes be? What numbers could the orange be? Write down different calculations but remember an orange and an apple add up to more than the grapes and the apple.	<b>Addition to 20</b> Can you solve the puzzle? If cherries and an apple add up to more than a strawberry and an apple, what number can the apple be? What numbers could the strawberry be? What numbers could the cherries be? How many different ways can you solve this problem?
<b>Reading</b>	Go to <a href="https://www.starfall.com/h/ftr-twisters/?sn=fun-to-read&amp;mg=g">https://www.starfall.com/h/ftr-twisters/?sn=fun-to-read&amp;mg=g</a> And listen to or read the tongue twisters!		
<b>Phonics</b>	Go to phonics bloom	Go to phonics bloom <a href="https://www.phonicsbloom.com/uk/game/alien-escape?phase=3">https://www.phonicsbloom.com/uk/game/alien-escape?phase=3</a>	Go to phonics bloom <a href="https://www.phonicsbloom.com/uk/game/yes-no-yeti?phase=5">https://www.phonicsbloom.com/uk/game/yes-no-yeti?phase=5</a>

	<a href="https://www.phonicsbloom.com/uk/game/match-cards?phase=2">https://www.phonicsbloom.com/uk/game/match-cards?phase=2</a> match cards phase 2 Choose words from any set you like 😊	Alien escape phase 3	Phase 5 yes no yeti
<b>Other</b>	Today is Earth Day.  Read the info below and choose one of the activities to do.  Please send in photos so we can share on Twitter 😊		

Unless otherwise specified , please complete the tasks in either your home learning book or on a word document.

## Challenge 1 English



### Match

A cat

on a log.

A dog

on the moon.

A frog

in a hat.

A spoon

on a dog.



## English Challenge 2 and 3

### Three Tongue Twister Poems

#### Peter Piper

Peter Piper picked a peck of pickled pepper;  
Did Peter Piper pick a peck of pickled pepper?  
If Peter Piper picked a peck of pickled pepper,  
Where's the peck of pickled pepper Peter Piper picked?

*Anon*

#### Camilla Caterpillar

Camilla Caterpillar kept a caterpillar killer-cat.  
A caterpillar killer categorically she kept.  
But alas the caterpillar killer-cat attacked Camilla  
As Camilla Caterpillar catastrophically slept.


*Mike Jubb*

#### Dick's Dog

Dick had a dog  
The dog dug  
The dog dug deep  
How deep did Dick's dog dig?

Dick had a duck  
The duck dived  
The duck dived deep  
How deep did Dick's duck dive?

Dick's duck dived as deep as Dick's dog dug.



*Trevor Millum*

---

## **Challenge 2 and 3 English**

Draw a picture of your own face.

Label all the different parts of your face using a rhyming word for each part (A nose like a hose; Two eyes like pies, etc.)



## Challenge 1 Maths

$12 + 4 = \underline{\quad}$

$13 + 2 = \underline{\quad}$

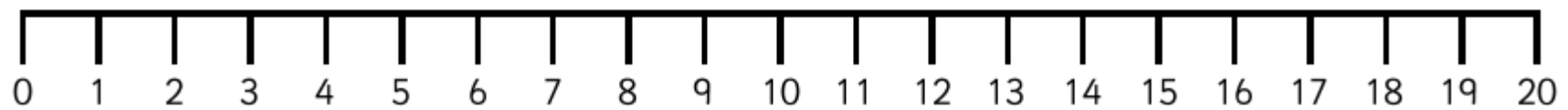
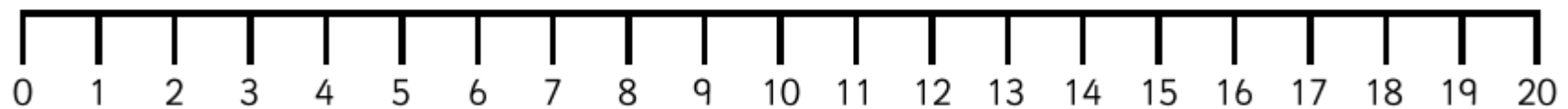
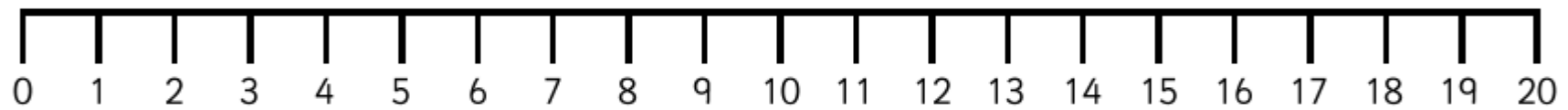
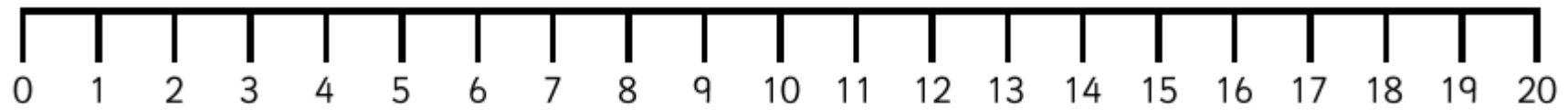
$10 + 5 = \underline{\quad}$

$12 + 6 = \underline{\quad}$

$20 + 0 = \underline{\quad}$

$15 + 2 = \underline{\quad}$

# Number Lines





## Challenge 2 Maths

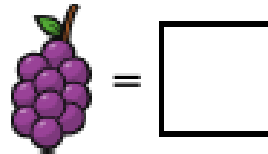




+

more than

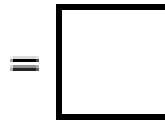
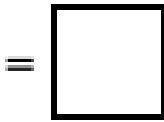
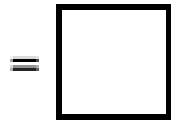



+



Are there any other possibilities?

### Challenge 3 Maths



Are there any other possibilities?

# Earth Day 2020

## What is Earth Day?

Earth day is on 22nd April every year. This year will be 50 years since the first Earth day.

Earth day is to help raise awareness for the environment and to help the current environmental crisis.



## What is the theme of this years Earth Day?

This year the theme is **climate action**.

Climate change is one of the biggest challenges the world faces. We need to protect the future of the world by reducing our impact on the climate.

## What can I do to support Earth Day?

There is so much you can do to help protect and restore the planet from recycling, turning off lights and using less water.

Lots of us recycle our plastic and cardboard waste which is amazing!

As a school to celebrate Earth Day, we have come up with some creative activities for you to enjoy whilst recycling waste packaging.

See the activities that everyone can have a go at on the next page!



Please send a photograph of your creations to your teacher to share on twitter.

@KingsfieldSch



### Construct a bug hotel!

Create a cosy place for all the creepy crawlies to hang out. Cut a two-litre plastic bottle into two cylinders, then stuff it with sticks, pine cones, bark, or any other natural material. Make sure to pack the organic material tightly. Then loop a piece of twine or yarn around the two cylinders and hang your bug hotel from a tree branch or fence.

### Create a hanging planter!

Large plastic bottles become beautiful hanging planters in this green-living and green-thumb project. A great way to make a gorgeous hanging garden.

[https://youtu.be/9zx\\_QcApUug](https://youtu.be/9zx_QcApUug)



### Grow your own egg box tree!

Grab an egg box or two and some paint to make this beautiful piece of artwork.

Paint a tree trunk onto a piece of card.

Paint the egg boxes green. You could even add some blossom to your tree leaves.

Stick the egg boxes using PVA or cellotape to the piece of card.

You've had fun and recycled at the same time!





**PAPERBAG PAINTINGS**

**Be creative and design your own bag**

Plastic bags take hundreds of years to decompose in landfill sites. Recycle them by creating your own design over them. You could reuse these as a bag for your next shopping trip.

You can either paint on your plastic bag, use chalk on a paper bag or glue different materials onto either.

The design is completely up to you!

**Get organised with old cans!**

If you have any old tin cans. Recycle and upcycle them to create some cool organising pots for all your crayons and pencils.

All you need to do is paint them with your favourite colour. If you choose to recycle multiple cans, you can glue these together (or tie with string) to create multiple pencil pots.



**Design elf houses!**

Recycle plastic bottles to create elf houses.

Cut the bottom and the top off a plastic bottle. Paint with two separate colours of your choice. Create flowers, tree and plants out of different materials or collect from your daily walk to decorate the houses.

The lights are made from light up tea lights (you don't have to include these if you don't have them).

Please send a photograph of your creations to your teacher to share on twitter.

**@KingsfieldSch**