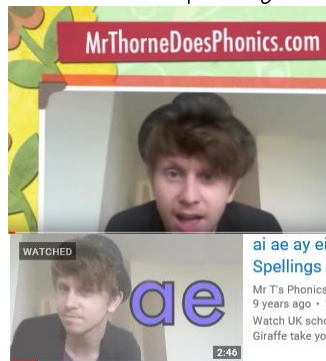




Please find today's learning tasks below.

The table below explains the tasks and you will find the resources underneath. Your child will know which challenge they usually access in each subject and which task will be appropriate for them. There is a sticker in the front of their Red Home Learning Books if they were able to get one in the last week. If they did not any exercise book or lined paper will be fine.

Year group: 1/2		Date: Monday 20 th April			
	Challenge 1	Challenge 2	Challenge 3	Challenge 4	Challenge 5
<p>Read and enjoy <i>Where Teachers Keep Their Pets</i> by Paul Cookson (below)</p> <p>The line about the last teacher, Mrs Vickers, doesn't say where she keeps her pet.</p> <p>Can you think of a place that rhymes with Vickers!?</p>					
English	Please see separate e-mail	<p>Creating rhymes</p> <p>Read the words on <i>Boxes of Rhymes</i>.</p> <p>How many rhyming words can you write under each heading? If you get stuck, use rhyming dictionary at https://www.rhymezone.com.</p>	<p>Creating own rhyme</p> <p>Read the list of teachers' names on <i>Whose is it?</i></p> <p>Think of a pet for each teacher that rhymes with their name!</p>	<p>Creating own rhyme</p> <p>Read the list of teachers' names on <i>Whose is it?</i></p> <p>Think of a pet for each teacher that rhymes with their name!</p>	

		Form all your letters very carefully.		
Maths	Add the Numicon together to find the answer. Can you write in the question in number form? ie 6+4=10	Use addition to find out how many cakes Pudsey made.		Draw dienes to help you add. I have done the first for you as an example.
Reading	Go to https://www.booktrust.org.uk/books-and-reading/have-some-fun/storybooks-and-games/hairy-maclary/ and read along to 'Hairy Maclary From Donaldson's Dairy' by Lynley Dodd.			
Phonics	Go to YouTube and search for RWI speed sounds set 2. You are looking for an icon that looks like this but with today's date on it. Watch and join in the sounds today. (If you can't find today's date, any	Go to YouTube and search for RWI speed sounds set 3. You are looking for an icon that looks like this but with today's date on it. Watch and join in the sounds today. (If you can't find today's date, any previous dates are just as good!)	Go to YouTube and search for Mr Thorne does phonics - ai ae ay ei eigh a - Phonics Alternative Spellings	Play Bouncing Anagram on Spell zone. https://www.spellzone.com/word_lists/games-158181.htm Click on the letters in order to spell the words on the right.



	<p>previous dates are just as good!)</p> 			
Other	<p>Today's subject focus will be Science - share the page (below) and look at the pictures about how a fruit plant grows. Think about the sequence of the pictures and draw / stick them on the sequencing sheet.</p> <p>Extension - Challenge 1 - copy the word underlined in red to match each sequence. Challenge 2/3 - copy out the correct sentence for each part of the sequence. Challenge 4/5 - read each sentence - match it up but write your own sentence.</p>			

Unless otherwise specified, please complete the tasks in either your homework book or on a word document.

English - starter task

Where Teachers Keep Their Pets

Mrs Cox had a fox
nesting in her curly locks.

Mr Spratt's tabby cat
sleeps beneath his bobble hat.

Miss Cahoots has various newts
swimming in her zip-up boots.

Mr Spray has Fred his fly
eating food stains from his tie.

Mrs Groat shows off her stoat
round the collar of her coat.

Mr Spare's got grizzly bears
hiding in his spacious flares.


And...

Mrs Vickers has a stick insect called 'Stickers'
... but no one's ever seen where she keeps it.



English - Challenge 2

book



sea



funny



said



Whose is it?

Mr Pow has a _____

Mrs Pratt has a _____

Miss Ben has a _____

Mr Hog has a _____

Mrs Lake has a _____

Miss Blatt has a _____

Mr Morse has a _____

Number Shape Addition to 20

Use the number shapes to work out the answers to each addition question.

$$\begin{array}{|c|} \hline \text{6} \\ \hline \end{array} + \begin{array}{|c|} \hline \text{2} \\ \hline \end{array} = \square$$

$$\begin{array}{|c|} \hline \text{6} \\ \hline \end{array} + \begin{array}{|c|} \hline \text{3} \\ \hline \end{array} = \square$$

$$\begin{array}{|c|} \hline \text{7} \\ \hline \end{array} + \begin{array}{|c|} \hline \text{4} \\ \hline \end{array} = \square$$






$$\begin{array}{|c|} \hline \text{7} \\ \hline \end{array} + \begin{array}{|c|} \hline \text{5} \\ \hline \end{array} = \square$$

$$\begin{array}{|c|} \hline \text{8} \\ \hline \end{array} + \begin{array}{|c|} \hline \text{1} \\ \hline \end{array} = \square$$

$$\begin{array}{|c|} \hline \text{8} \\ \hline \end{array} + \begin{array}{|c|} \hline \text{2} \\ \hline \end{array} = \square$$

Maths - Challenge 4/5

$34 + 27 =$

T	O
	
	
6	1
	

$45 + 18 =$

T	O

$57 + 37 =$

T	O

$49 + 33 =$

T	O

Extension

$67 + 54 =$

$61 + 29 =$

$96 + 36 =$

Science

Fruit Plant Growth Sequencing

