
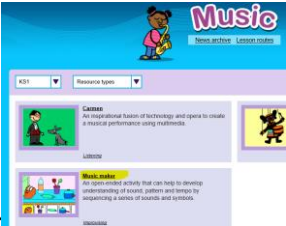


Please find today's learning tasks below.

The table below explains the tasks and you will find the resources underneath. Your child will know which challenge they usually access in each subject and which task will be appropriate for them. There is a sticker in the front of their Red Home Learning Books if they were able to get one in the last week. If they did not any exercise book or lined paper will be fine.

Year group: 1/2		Date: Friday 24 th April			
	Challenge 1	Challenge 2	Challenge 3	Challenge 4	Challenge 5
Read Humpty Dumpty together and try saying it in different voices! Now read Humpty rhyme 2 and then Humpty rhyme 3. Which one do you like best?					
English	Please see separate e-mail	Today we are going to change part of Humpty Dumpty just like in the rhymes below. Where does he sit this time? Can you make the second line rhyme? Use the sheet to think of new lines and then see if you can read it out aloud to your grown up.		Today we are going to change part of Humpty Dumpty just like in the rhymes below. Use the sheet to think of new lines and then see if you can read it out aloud to your grown up.	
Maths	Missing numbers to 10 with numicon.	Missing numbers to 20 with numicon.	Missing numbers to 20. Please do at least 10.	Missing numbers to 50. Please do at least 10.	
Reading	Choose a book from home to read with your grown up. After you have read it talk about what your favourite part of the story is and why.				

Phonics	Log onto Phonics Play. Phase 2 - Make a Match. Match the words to the pictures.	Log onto Phonics Play. Phase 5 - Sentence Substitution 5a. Change the first 3 sentences.	Log onto Phonics Play. Phase 5 - Sentence Substitution 5b. Change the first 3 sentences.	Turn these words into plurals then write them in sentences. bus fox bush lunch glass
Other	<p>Today's subject focus will be Music</p> <p>Go to www.espresso.co.uk - Username: student28034 Password: kingsfield</p> <p>Navigate to Key Stage 1, Music</p>  <p>Then choose Music maker</p> <p>Have fun making your own tune in the kitchen!</p> 			

Unless otherwise specified, please complete the tasks in either your homework book or on a word document.

Humpty Dumpty

Humpty Dumpty sat on a wall,
Humpty Dumpty had a great fall,
All the king's horses and all the
king's men;
Couldn't put Humpty together again.



Humpty Dumpty Rhyme 2

Humpty Dumpty got in his car.

Humpty Dumpty didn't get far.

The engine went vrrrooom and the
horn gave a cough.

Then all of the wheels came tumbling
off

Humpty Dumpty Rhyme 3

Humpty Dumpty sat on the chair

While the barber cut his hair

He cut it long, he cut it short

He cut it with a knife and fork.

English - Challenge 2/3

Ideas bank (rhyming words to help)

car – far – star - bar

bus – fuss

mug – rug – jug –plug

mat – hat – rat – fat – bat – flat – plait

dog – frog- log

Humpty Dumpty sat on _____

Humpty Dumpty _____

All the king's horses and all the
king's men

Ideas bank (rhyming words to help)

car – far – star - bar

bus – fuss

mug – rug – jug –plug

mat – hat – rat – fat – bat – flat – plait

dog – frog- log

Humpty Dumpty _____

Humpty Dumpty _____

All the king's horses and all the
king's men

Humpty Dumpty sat on _____

Humpty Dumpty _____

All the king's horses and all the
king's men

Maths - Challenge 1

Number Shape Addition to 10 Missing Numbers

Use the number shapes to work out the missing number in each question.

$$\begin{array}{|c|} \hline \text{2 circles} \\ \hline \end{array} + \square = \begin{array}{|c|} \hline \text{5 circles} \\ \hline \end{array}$$

$$\begin{array}{|c|} \hline \text{3 circles} \\ \hline \end{array} + \square = \begin{array}{|c|} \hline \text{6 circles} \\ \hline \end{array}$$

$$\begin{array}{|c|} \hline \text{4 circles} \\ \hline \end{array} + \square = \begin{array}{|c|} \hline \text{7 circles} \\ \hline \end{array}$$

$$\begin{array}{|c|} \hline \text{5 circles} \\ \hline \end{array} + \square = \begin{array}{|c|} \hline \text{8 circles} \\ \hline \end{array}$$

























$$\begin{array}{|c|} \hline \text{6 circles} \\ \hline \end{array} + \square = \begin{array}{|c|} \hline \text{9 circles} \\ \hline \end{array}$$

$$\begin{array}{|c|} \hline \text{7 circles} \\ \hline \end{array} + \square = \begin{array}{|c|} \hline \text{10 circles} \\ \hline \end{array}$$

Maths - Challenge 2/3

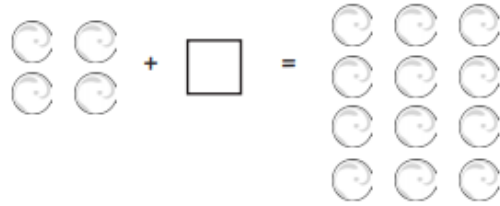
Number Shape Addition to 20 Missing Numbers

Use the number shapes to work out the missing number in each question.

		+		=		
		+		=		
		+		=		
		+		=		
		+		=		

Missing Number Addition within 20

Example: $4 + \square = 12$



1. $2 + \square = 13$

2. $4 + \square = 10$

3. $7 + \square = 11$

4. $3 + \square = 15$

5. $8 + \square = 17$

6. $1 + \square = 10$

7. $12 + \square = 13$

8. $11 + \square = 11$

9. $9 + \square = 20$

10. $7 + \square = 20$

11. $15 + \square = 19$

12. $14 + \square = 17$

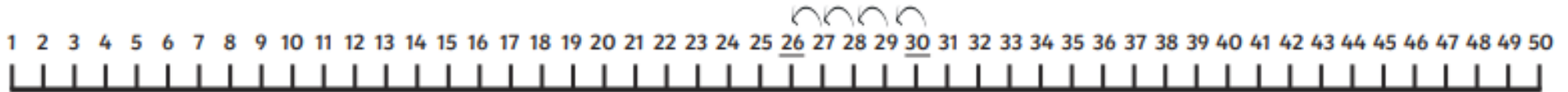
13. $2 + \square = 20$

14. $6 + \square = 16$

15. $18 + \square = 20$

Missing Numbers Addition within 50

$$4 + \square = 30$$



$$4 + 26 = 30$$

1. $3 + \square = 26$

6. $6^1 + \square = 36$

11. $1 + \square = 22$

16. $6 + \square = 50$

2. $4 + \square = 32$

7. $4 + \square = 28$

12. $2 + \square = 49$

17. $7 + \square = 40$

3. $5 + \square = 27$

8. $1 + \square = 34$

13. $3 + \square = 23$

18. $8 + \square = 28$

4. $5 + \square = 17$

9. $5 + \square = 30$

14. $4 + \square = 47$

19. $9 + \square = 12$

5. $2 + \square = 28$

10. $6 + \square = 45$

15. $5 + \square = 22$

20. $10 + \square = 49$