

YOU DO NOT NEED TOPRINT PAGES

use your homework OR doodle book for writing, drawing and recording activities detailed below.

Year group: Reception		Date: 31.4.2020	
	Challenge 1	Challenge 2	Challenge 3
English	<p>Look at the pictures on challenge 1 sheet and see if you can sound out the word for each one.</p> <p>Hen Egg Bun Pink</p> <p>Remember to use your Fred fingers when sounding out.</p>	<p>Look at the challenge 2 sheets and see if you can write a caption for the picture.</p> <p>Here are some ideas to write: chicks in the pen Hens on the run Hot cross buns</p> <p>Try to hold the caption in your head before writing it down. Don't forget your finger spaces :)</p>	<p>Look at the challenge 3 sheet and see if you can write a sentence or 2 about the two pictures.</p> <p>You have some key words already written down for you to help. We would love to see some great adjectives in there to describe the pictures to.</p> <p>For your second picture you could start your sentence off with 'One sunny day...'</p>
Maths	<p>Have a go at logging on to ten town to play seal 6 1 more or 1 less game. Seal 6 needs help to decide if she has more or less than the number. If you are confident go onto Eric 8s 1 more or 1 less game.</p> <p>See link on C1 maths page below.</p>	<p>Practice taking away again today using the greedy monster sheet & a dice (see C2 sheet below) have a go at writing the number sentence to match your taking away. E.g Greedy monster has 11 pizzas and you roll 4. Number sentence $11-4 =$</p> <p>(there is a link for an online dice if you don't have one)</p>	<p>We are continuing to think about subtraction today—have a look at the sheet attached and have a go at the problem solving activities. If you can record the number sentence to match each problem in your homework book that would be fantastic e.g question 1 would be :- $10-3=7$</p>
Phonics/Reading	<p>Real or nonsense words—children to sort them out either by printing and colouring real words one colour and nonsense another. Or split a page in 2 and children copy write the words into a real word column and nonsense column. See group sheet for words</p>	<p>Real or nonsense words—children to sort them out either by printing and colouring real words one colour and nonsense another. Or split a page in 2 and children copy write the words into a real word column and nonsense column. See group sheet for words</p>	<p>Real or nonsense words—children to sort them out either by printing and colouring real words one colour and nonsense another. Or split a page in 2 and children copy write the words into a real word column and nonsense column. See group sheet for words</p>
ICT	<p>https://www.terrapiologo.com/emu/beebot.html</p> <p>Access the website above and have a go at moving and controlling the Bee Bot on the different mats. See the instruction sheet below of how to use the website.</p>		

Challenge 1—Real and Nonsense Sort!

You can either print this sheet out and colour in the real words one colour and nonsense words another. Or draw a table and split into 2—one side real words and another nonsense words. Then they can write real words from this grid in one column and nonsense in another.

cat	vaf	jug	pot
dis	sat	hot	hif
bin	nem	lid	hat
cef	gid	lip	mop
mum	jed	bug	guz

Challenge 2—Real and Nonsense Sort!

You can either print this sheet out and colour in the real words one colour and nonsense words another. Or draw a table and split into 2—one side real words and another nonsense words. Then they can write real words from this grid in one column and nonsense in another.

These are the sounds that you will need to know for this activity

sh (shop)	ch (chop)	th (think)	ai (wait)	ay (may)	ee (see)	ea (tea)	igh (night)
-----------	-----------	------------	-----------	----------	----------	----------	-------------

rain	saig	seed	choj
jush	ship	high	thin
play	bee	shif	chain
naip	spray	light	kighc
bean	think	feap	guth

Challenge 3/4—Real and Nonsense Sort!

You can either print this sheet out and colour in the real words one colour and nonsense words another. Or draw a table and split into 2—one side real words and another nonsense words. Then they can write real words from this grid in one column and nonsense in another.

These are the sounds that you will need to know for this activity

sh (shop)	ch (chop)	th (think)	ai (wait)	ay (may)	ee (see)	ea (tea)
oa (goat)	ow (snow)	ou (shout)	ow (cow)	oo (food)	oo (foot)	igh (night)

rainbow	saig	seed	choj
boot	ships	flight	dream
painting	shoon	screen	float
blow	spray	found	kighc
beans	think	fleap	gunth


What other words can you add to your list?

English Challenge I











Remember to use your
Fred fingers to sound
out words

English Challenge 2



Don't forget to use
finger spaces after
every word







Easter Writing Activity

Write a sentence about each of the Easter pictures.

Use the boxes at the top to help you.

hunt



chocolate



sound it out



finger spaces

eggs



Easter Bunny



full stop





Maths Challenge 1

Use your ten town log in and have a go at play Fiona five's 1 more or 1 less game. If you are confident have a go at seal 6 1 more and 1 less game.

<https://www.tentown.co.uk/online-activities.php>







Maths Challenge 2-

If you do not have a dice at home please use the online dice using this link-
<https://www.random.org/dice/?num=1>

Greedy Monster Taking Away Activity Sheet



I'm a very greedy monster! Roll a dice to see how many pieces of food I will take away. How many pieces are left?



Maths Challenge 3—

Have a go at working out the answer to the word problems with your adult and recording the number sentence in your homework book.

ADULT TO READ—CHILD TO DO THE MATHS

If you had 20 milk cartons and drink 2 of them, how many would you have left?



If you had 5 fish fingers in a box and you cooked 4 of them, how many fish fingers would you have left in the box?



If you had 10 glass bottles and 3 of them smashed, how many of them would you have left?



If you had 5 ice cubes and 2 of them melted, how many would you have left?




If you had 20 squares of chocolate and you ate 15 of them, how many would you have left?




If you had 5 birds in your garden and 1 of them flew away, how many birds would you have left?



If you had 20 jelly beans and you have eaten 6 of them, how many would you have left?



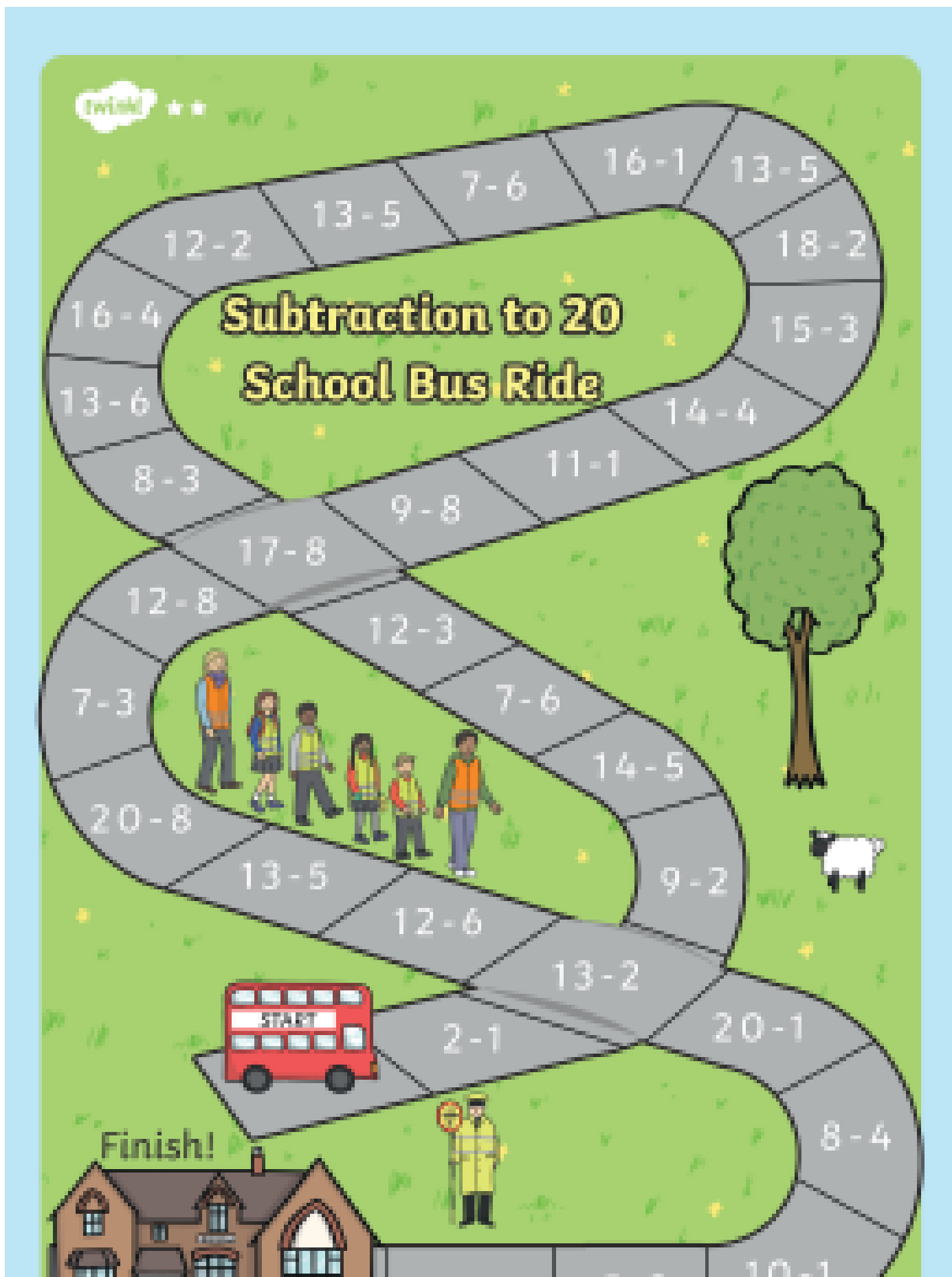
If you had 10 sausages in a pack and you have cooked 4 of them, how many sausages would you have left in the packet?



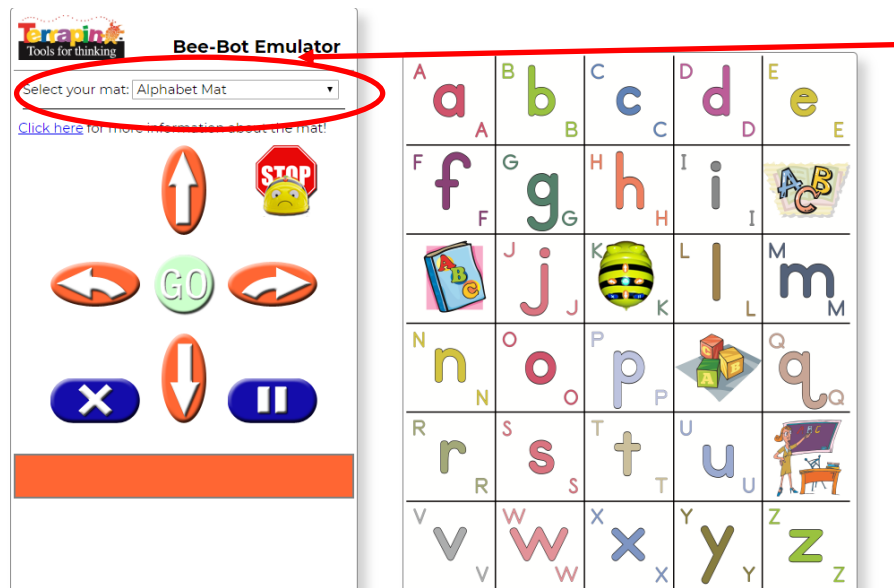
Maths Extension activity

Have a go at playing the school journey subtraction game—you will need a dice and something to use as counters, if you do not have a dice at home. Start on the bus. Please use this online dice :—

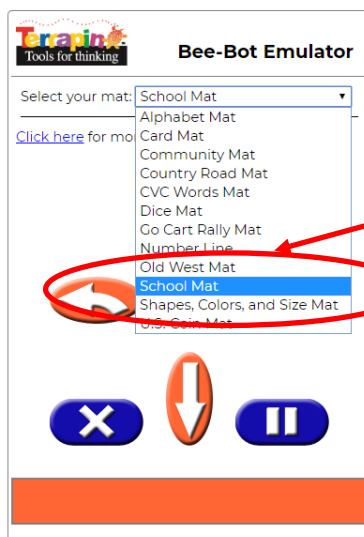
<https://www.random.org/dice/?num=1>



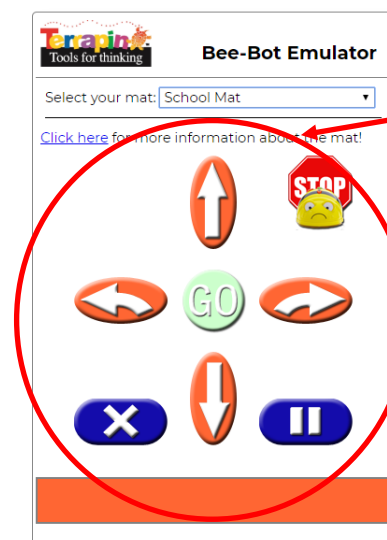
ICT session - Moving and controlling the Bee Bot



Have a go at controlling the Bee Bot. First you need to select the correct mat from the drop down menu.



First select 'school mat' option and the screen should change behind the bee bot.



Use the controls on the side of the screen to move the beebot around the school scene. E.g if the beebot needs moving 3 squares forward, press the forward button 3x then press go. Enjoy and have a go at different mats if you want too.