



Kingsfield First School Homework Menu

Topic: Vicious Volcanoes

Term: Spring 2

Year Group: 4




Set Menu: Timetables, spellings, daily reading, phonics practice

We will be looking for children to be reading at home with their parents. Listening to children read will enable them to grow in confidence as they become fluent readers. Once children are able to read fluently, and with expression, hold discussions around their comprehension of the texts, (we will provide a bank of ideas to support this). If your child is reluctant to read, they could listen to audio books. We want them to foster a love of books, so please don't underestimate the value of reading to your child.

We are all very grateful for your support.

Added Extras:

We will encourage your child to complete as many of the activities from the menu as they like at home, but NO LESS than 3 over the half term, This can be recorded (if appropriate) in our homework books. We will ask for homework books in during the last week of each half term in order for us to share and celebrate this learning.

Read it	Research it	Design and Make it
<p>Find a myth or legend to read. Once you have read it, write a small summary about your chosen myth/legend. You could also illustrate your myth or legend!</p> 	<p>In science this term, we are looking at human teeth and the digestive system. Research the digestive system and explain how humans digest their food. You could also label a diagram.</p>	<p>Design your own dreidel! Instead of having the traditional Jewish symbols on it, design your dreidel with symbols that represent you. Your dreidel needs to have 4 labelled sides. Below is a link to a Jewish dreidel and how they are used.</p> <p>https://www.myjewishlearning.com/article/dreidel/</p>
Practise it	Write it	E-Learn it
<p>Order these fractions with different denominators from smallest to largest. First, you will need to convert them so they have the same denominator.</p> <ol style="list-style-type: none"> 1) $\frac{2}{4}$, $\frac{3}{8}$, $\frac{5}{8}$, $\frac{10}{12}$ 2) $\frac{2}{3}$, $\frac{2}{6}$, $\frac{5}{6}$, $\frac{3}{3}$ 3) $\frac{4}{5}$, $\frac{2}{10}$, $\frac{3}{5}$, $\frac{7}{10}$ 4) $\frac{1}{3}$, $\frac{4}{9}$, $\frac{2}{3}$, $\frac{10}{18}$ 	<p>Write a fact file about Mount Vesuvius.</p> <p><u>Suggested subheadings:</u></p> <ul style="list-style-type: none"> • How Mount Vesuvius formed • Where Mount Vesuvius is located • Mount Vesuvius eruptions  <p>Don't forget a fact box!</p>	<p>Create your own PowerPoint presentation all about earthquakes. Make sure you include lots of facts and pictures. You could even 'jazz' it up by including some transitions and other PowerPoint features.</p> <p>Please email all PowerPoints to: office@kingsfield.staffs.sch.uk</p> 



Year Group: 4

Kingsfield First School Homework Menu
Topic: Vicious Volcanoes

Term: Spring 2