



Kingsfield First School
Homework Menu



Year Group:

3

Topic:

The Potteries

Term:

Spring 1




Set Menu: Timetables, spellings, daily reading, phonics practice

We will be looking for children to be reading at home with their parents. Listening to children read will enable them to grow in confidence as they become fluent readers. Once children are able to read fluently, and with expression, we would encourage you to hold discussions around their comprehension of the texts (we will provide a bank of ideas to support this). If your child is reluctant to read, they could listen to audio books. We want them to foster a love of books, so please don't underestimate the value of reading to your child.

We are all very grateful for your support.

Added Extras:

We will encourage your child to complete as many of the activities from the menu as they like at home, but NO LESS than 3 over the half term. This can be recorded (if appropriate) in our homework books. We will ask for homework books in during the last week of each half term in order for us to share and celebrate this learning.

Read it	Research it	Design it						
<p>Fairy Tales</p>  <p>How many different traditional tales can you read? Can you find different versions of the same story? Write a list of the tales you read in your homework book. Can you even make a note of any differences between the versions you come across?</p>	<p>Research the history of our local area. You can choose which area you wish to focus on. The towns that make up Stoke-on-Trent, the history of Biddulph or the Staffordshire Moorlands. The choice is yours. Present this however you like.</p> 	<p>Design your own piece of pottery. This could be a plate, jug, bowl, cup, vase or ornament. Think about the style you will use and have a go. You could even create a set of different pieces with the same or similar patterns.</p>						
Practise it	Write it	E-learn it						
<p>Over this half term, we will be learning how to use the grid method to help us to multiply. Please choose a calculation and have a go.</p> <p>$24 \times 3 = 72$</p> <table border="1" data-bbox="100 1337 324 1453"> <tr> <td>×</td> <td>20</td> <td>4</td> </tr> <tr> <td>3</td> <td>60</td> <td>12</td> </tr> </table>	×	20	4	3	60	12	<p>Can you persuade someone to buy your collection of pottery? You can create an advert as a poster or write a persuasive letter which convinces the reader how fantastic your design range is. Think about the language you use to persuade them.</p> 	<p>Why not try and beat your score on TTrockstars</p> <p style="text-align: center;"><u>Spelling Snowball</u></p> <p>Practise those tricky year 3 common exception words</p>
×	20	4						
3	60	12						



Kingsfield First School
Homework Menu



Year Group:

3

Topic:

The Potteries

Term:

Spring 1