



Kingsfield First School
Homework Menu



Year Group: 3

Topic: The Greatest Show






Term: Autumn 2

Set Menu: Timetables, spellings, daily reading, phonics practice

We will be looking for children to be reading at home with their parents. Listening to children read will enable them to grow in confidence as they become fluent readers. Once children are able to read fluently, and with expression, we would encourage you to hold discussions around their comprehension of the texts (we will provide a bank of ideas to support this). If your child is reluctant to read, they could listen to audio books. We want them to foster a love of books, so please don't underestimate the value of reading to your child. We are all very grateful for your support.

Added Extras:

We will encourage your child to complete as many of the activities from the menu as they like at home, but NO LESS than 3 over the half term, This can be recorded (if appropriate) in our homework books. We will ask for homework books in during the last week of each half term in order for us to share and celebrate this learning.

Read it	Research it	Design and Make it
<p>Find and read sets of instructions such as; a recipe, Lego instructions, instructions for a new toy or household item</p> <p>Write a list of the instructions you read in your homework book. You could even add a photo of you following the instructions!</p> 	<p>Research the history of the circus. Maybe consider who created the first circus, where or when it was created or what was included in early circuses. Present this however you choose. You could create a poster, write a report or use the computer to show your research.</p> 	<p>Design your own circus! Think about what acts you would have in your circus. You can present it however you like; you could even make a model of a circus or a circus act.</p>  
Practise it	Write it	e-learn it
<p>We have learning to add and subtract this term. Remember you can use pictures to help you if you need. Ask someone at home to give you some sums to solve in your homework book.</p> $\begin{array}{r} 4 \ 7 \ 8 \\ + 3 \ 5 \ 6 \\ \hline 8 \ 3 \ 4 \\ \hline \end{array}$ $\begin{array}{r} 6 \ 7 \ 2 \ 5 \\ - 3 \ 7 \ 4 \\ \hline 3 \ 4 \ 1 \\ \hline \end{array}$	<p>Write a letter to someone you know, a friend or a member of your family. Tell them what you have been doing and ask them questions about themselves. Remember to stick it in your homework book once it's finished.</p> 	<p style="text-align: center;"><u>Place Value Basketball</u></p> <p>Practise partitioning 3 digit numbers into hundreds, tens and ones.</p> <p style="text-align: center;">https://www.topmarks.co.uk/learning-to-count/place-value-basketball</p>



Kingsfield First School
Homework Menu

Year Group: 3

Topic: The Greatest Show

Term: Autumn 2