






**Set Menu: Timetables, spellings, daily reading, phonics practice**

We will be looking for children to be reading at home with their parents. Listening to children read will enable them to grow in confidence as they become fluent readers. Once children are able to read fluently, and with expression, hold discussions around their comprehension of the texts, (we will provide a bank of ideas to support this). If your child is reluctant to read, they could listen to audio books. We want them to foster a love of books, so please don't underestimate the value of reading to your child. We are all very grateful for your support.

**Added Extras:**

We will encourage your child to complete as many of the activities from the menu as they like at home, but **NO LESS** than 3 over the half term. This can be recorded (if appropriate) in our homework books. We will ask for homework books in during the last week of each half term in order for us to share and celebrate this learning.

Read it	Research it	Design it/Make it
<p>Share stories about Woodland Animals like Percy the Park Keeper.</p> 	 <p>Use the internet to find out about Badgers.        Where do they live?        What do they eat?        Complete an information page to present your research.</p>	 <p>Design your own weird and wonderful Woodland Animal. Use the head of one, the body of another, the legs of a different animal, the nose of another, the teeth of another etc. What name would you give your new animal?</p>
Practise it	Write it	e-Learn it
<p><u>Practise using the keyboard on the computer.</u></p> <ul style="list-style-type: none"> <li>Write your name.</li> <li>Practise your weekly spellings.</li> <li>Spell the Common Exception words from your blue book.</li> </ul> 	 <p>Write a short story set in a woodland including animals as the characters.        What will happen?        What will the problem be?        Where will they go?</p>	<p>Learn how to be...</p> <p style="font-size: 2em; letter-spacing: 0.5em;">S M A R T</p>  <p><a href="https://www.thinkuknow.co.uk/">https://www.thinkuknow.co.uk/</a></p>